

ANEXA 1

Romania  
Judetul Ilfov  
ORAS CHITILA

Formular 11/01

BUGET LOCAL AN 2020 - Sursa A

-lei-

Cod	Denumire indicator	BUGET 2020											
		PREVEDERI ANUALE		PREVEDERI TRIMESTRIALE									
		TOTAL	din care credite bugetare destinate stingerii platilor restante	Trim I	Trim II	Trim III	Trim IV	Trim I	Trim II	Trim III	Trim IV		
A	B	1=3+4+5+6	2	3	4	5	6						
	SECTIUNEA DE FUNCTIONARE + SECTIUNE DE DEZVOLTARE												
000102	TOTAL VENITURI	120,402,183		16,210,512	34,218,802	32,424,593	37,548,276						
499002	VENITURI PROPRII	48,774,477		10,190,741	15,130,183	11,570,894	11,882,659						
000202	I. VENITURI CURENTE	51,923,887		11,058,471	15,954,123	12,299,764	12,611,529						
000302	A. VENITURI FISCALE	43,404,800		10,311,320	12,458,479	10,448,270	10,186,731						
000402	A1. IMPOZIT PE VENIT, PROFIT SI CASTIGURI DIN CAPITAL	21,160,000		5,190,000	5,390,000	5,290,000	5,290,000						
000602	A1.2. IMPOZIT PE VENIT, PROFIT, SI CASTIGURI DIN CAPITAL DE LA PERSOANE FIZICE	21,160,000		5,190,000	5,390,000	5,290,000	5,290,000						
0302	Impozit pe venit	112,000		28,000	28,000	28,000	28,000						
030218	Impozitul pe veniturile din transferul proprietatilor imobiliare din patrimoniul personal	112,000		28,000	28,000	28,000	28,000						
0402	Cote si sume defalcate din impozitul pe venit	21,048,000		5,162,000	5,362,000	5,262,000	5,262,000						
040201	Cote defalcate din impozitul pe venit	17,070,000		4,267,500	4,267,500	4,267,500	4,267,500						
040204	Sume alocate din cotele defalcate din impozitul pe venit pentru echilibrarea bugetelor locale	3,178,000		794,500	794,500	794,500	794,500						
040205	Sume repartizate din Fondul la dispozitia Consiliului Judetean	800,000		100,000	300,000	200,000	200,000						
000902	A3. IMPOZITE SI TAXE PE PROPRIETATE	14,641,000		3,193,100	4,557,000	3,679,400	3,211,500						
0702	Impozite si taxe pe proprietate	14,641,000		3,193,100	4,557,000	3,679,400	3,211,500						
070201	Impozit si taxa pe cladiri	11,621,700		2,705,000	3,105,000	2,905,000	2,906,700						
07020101	Impozit pe cladiri de la persoane fizice	2,029,500		307,000	707,000	507,000	508,500						
07020102	Impozit si taxa pe cladiri de la persoane juridice	9,592,200		2,398,000	2,398,000	2,398,000	2,398,200						
070202	Impozit si taxa pe teren	2,916,300		465,100	1,412,000	749,400	289,800						
07020201	Impozit pe terenuri de la persoane fizice	1,894,400		400,400	894,000	500,000	100,000						
07020202	Impozit si taxa pe teren de la persoane juridice	984,300		55,300	500,000	240,000	189,800						

BUGET 2020							
Cod	Denumire indicator	PREVEDERI ANUALE			PREVEDERI TRIMESTRIALE		
		TOTAL	din care credite bugetare destinate stingerii platilor restante	Trim I	Trim II	Trim III	Trim IV
A	B	1=3+4+5+6	2	3	4	5	6
07020203	Impozitul pe terenul din extravilan	37,600		9,400	18,000	9,400	800
070203	Taxe judiciare de timbru si alte taxe de timbru	103,000		23,000	40,000	25,000	15,000
001002	A4. IMPOZITE SI TAXE PE BUNURI SI SERVICII	7,527,800		1,909,220	2,473,479	1,459,870	1,685,231
1102	Sume defalcate din TVA	3,169,000		887,320	823,940	728,870	728,870
110202	Sume defalcate din taxa pe valoarea adaugata pentru finantarea cheltuielilor descentralizate la nivelul comunelor, oraselor, municipiilor, sectoarelor si Municipiului Bucuresti	3,169,000		887,320	823,940	728,870	728,870
1602	Taxe pe utilizarea bunurilor, autorizarea utilizarii bunurilor sau pe desfasurarea de activitati	4,358,800		1,021,900	1,649,539	731,000	956,361
160202	Impozit pe mijloacele de transport	2,874,900		521,900	1,149,539	631,000	572,461
16020201	Impozit pe mijloacele de transport detinute de persoane fizice	1,791,000		349,000	680,000	360,000	402,000
16020202	Impozit pe mijloacele de transport detinute de persoane juridice	1,083,900		172,900	469,539	271,000	170,461
160203	Taxe si tarife pentru eliberarea de licente si autorizatii de functionare	1,483,900		500,000	500,000	100,000	383,900
001102	A6. ALTE IMPOZITE SI TAXE FISCALE	76,000		19,000	38,000	19,000	0
1802	Alte impozite si taxe fiscale	76,000		19,000	38,000	19,000	0
180250	Alte impozite si taxe	76,000		19,000	38,000	19,000	0
001202	C. VENITURI NEFISCALE	8,519,087		747,151	3,495,644	1,851,494	2,424,798
001302	C1. VENITURI DIN PROPRIETATE	450,500		100,500	200,000	100,000	50,000
3002	Venituri din proprietate	450,500		100,500	200,000	100,000	50,000
300205	Venituri din concesiuni si inchirieri	450,000		100,000	200,000	100,000	50,000
30020530	Alte venituri din concesiuni si inchirieri de catre institutiile publice	450,000		100,000	200,000	100,000	50,000
300250	Alte venituri din proprietate	500		500	0	0	0
001402	C2. VANZARI DE BUNURI SI SERVICII	8,068,587		646,651	3,295,644	1,751,494	2,374,798
3302	Venituri din prestari de servicii si alte activitati	16,000		3,587	9,413	3,000	0
330208	Venituri din prestari de servicii	12,000		2,600	6,400	3,000	0
330228	Venituri din recuperarea cheltuielilor de judecata, imputatii si despagubiri	4,000		987	3,013	0	0
3402	Venituri din taxe administrative, eliberari permise	4,000		1,000	3,000	0	0
340202	Taxe extrajudiciare de timbru	4,000		1,000	3,000	0	0
3502	Amenzi, penalitati si confiscari	3,502,000		202,000	1,531,272	768,728	1,000,000

BUGET 2020							
Cod	Denumire indicator	PREVEDERI ANUALE		PREVEDERI TRIMESTRIALE			
		TOTAL	din care credite bugetare destinate stingerii platilor restante	Trim I	Trim II	Trim III	Trim IV
A	B	1=3+4+5+6	2	3	4	5	6
350201	Venituri din amenzi si alte sanctiuni aplicate potrivit dispozitiilor legale	3,500,000		200,000	1,531,272	768,728	1,000,000
35020102	Venituri din amenzi si alte sanctiuni aplicate de catre alte institutii de specialitate	3,500,000		200,000	1,531,272	768,728	1,000,000
350202	Penalitati pentru nedepunerea sau depunerea cu intirziere a declaratiei de impozite si taxe	1,000		1,000	0	0	0
350250	Alte amenzi, penalitati si confiscari	1,000		1,000	0	0	0
3602	Diverse venituri	4,546,587		440,064	1,751,959	979,766	1,374,798
360214	Venituri din recuperarea cheltuielilor efectuate in cursul procesului de executare silita	17,800		4,450	4,450	4,450	4,450
360250	Alte venituri	4,528,787		435,614	1,747,509	975,316	1,370,348
370203	Varsaminte din sectiunea de functionare pentru finantarea sectiunii de dezvoltare a bugetului local (cu semnul minus)	-15,468,703		-2,212,946	-6,598,873	-3,720,505	-2,936,379
370204	Varsaminte din sectiunea de functionare	15,468,703		2,212,946	6,598,873	3,720,505	2,936,379
001502	II. VENITURI DIN CAPITAL	19,590		19,590	0	0	0
3902	Venituri din valorificarea unor bunuri	19,590		19,590	0	0	0
390201	Venituri din valorificarea unor bunuri ale institutiilor publice	19,590		19,590	0	0	0
001702	IV. SUBVENTII	29,982,106		2,828,475	7,886,290	9,848,596	9,418,745
001802	SUBVENTII DE LA ALTE NIVELE ALE ADMINISTRATIEI PUBLICE	29,982,106		2,828,475	7,886,290	9,848,596	9,418,745
4202	Subventii de la bugetul de stat	29,982,106		2,828,475	7,886,290	9,848,596	9,418,745
001902	A. De capital	303,733		0	118,346	118,346	67,041
420212	Subventii pentru reabilitarea termica a cladirilor de locuit	303,733		0	118,346	118,346	67,041
002002	B. Curente	29,678,373		2,828,475	7,767,944	9,730,250	9,351,704
420241	Subventii din bugetul de stat pentru finantarea sanatatii	447,700		100,700	113,900	112,700	120,400
420255	Subventii pentru finantarea locuintelor sociale	2,726,528		166,600	179,928	1,190,000	1,190,000
420265	Finantarea Programului National de Dezvoltare Locala	17,673,823		2,009,874	5,075,752	6,057,923	4,530,274
420269	Subventii de la bugetul de stat catre bugetele locale necesare sustinerii derularii proiectelor finantate din fonduri externe nerambursabile (FEN) postaderare, aferente perioadei de programare 2014-2020	8,830,322		551,301	2,398,364	2,369,627	3,511,030
4802	Sume primite de la UE/alti donatori in contul platilor efectuate si prefinantari aferente cadrului financiar 2014-2020	38,476,600		2,303,976	10,378,389	10,276,233	15,518,002
480201	Fondul European de Dezvoltare Regionala (FEDR)	38,476,600		2,303,976	10,378,389	10,276,233	15,518,002

Buzet 2020							
Cod	Denumire indicator	PREVEDERI ANUALE		PREVEDERI TRIMESTRIALE			
		TOTAL	din care credite bugetare destinate stingerii platilor restante	Trim I	Trim II	Trim III	Trim IV
A	B	1=3+4+5+6	2	3	4	5	6
48020101	Sume primite in contul platilor efectuate in anul curent	38,476,600		2,303,976	10,378,389	10,276,233	15,518,002
4902	TOTAL CHELTUIELI	120,402,183	0	16,210,512	34,218,802	32,424,593	37,548,276
01	CHELTUIELI CURENTE	82,904,450	0	11,649,974	21,916,149	20,838,479	28,499,848
10	TITLUL I CHELTUIELI DE PERSONAL	10,178,900	0	2,243,250	2,473,350	2,584,350	2,877,950
1001	Cheletuile salariale in bani	9,530,900	0	2,137,800	2,357,600	2,474,500	2,561,000
100101	Salarii de baza	8,753,900	0	1,963,900	2,163,000	2,276,000	2,351,000
100112	Indemnizatii platite unor persoane din afara unitatii	167,000	0	41,000	42,000	42,000	42,000
100113	Indemnizatii de delegare	20,000	0	5,000	5,000	5,000	5,000
100115	Alocatii pentru transportul la si de la locul de munca	72,800	0	17,700	17,700	15,900	21,500
100117	Indemnizatii de hrana	510,200	0	107,100	129,900	135,600	137,600
100130	Alte drepturi salariale in bani	7,000	0	3,100	0	0	3,900
1002	Cheletuile salariale in natura	429,800	0	55,000	63,700	55,000	256,100
100202	Norme de hrana	220,000	0	55,000	55,000	55,000	55,000
100206	Vouchere de vacanta	209,800	0	0	8,700	0	201,100
1003	Contributii	218,200	0	50,450	52,050	54,850	60,850
100307	Contributia asiguratorie pentru munca	218,200	0	50,450	52,050	54,850	60,850
20	TITLUL II BUNURI SI SERVICII	18,289,419	0	4,506,165	5,019,990	3,929,524	4,833,740
2001	Bunuri si servicii	15,531,493	0	3,543,900	4,158,550	3,512,353	4,316,690
200101	Furnituri de birou	124,000	0	33,000	32,000	26,000	33,000
200102	Materiale pentru curatenie	97,000	0	23,500	28,500	11,500	33,500
200103	Încalzit, iluminat si forta motrica	1,220,000	0	338,000	330,000	232,000	320,000
200104	Apa, canal si salubritate	173,000	0	45,500	47,500	36,500	43,500
200105	Carburanti si lubrifianti	224,000	0	57,000	58,000	61,000	48,000
200106	Piese de schimb	241,000	0	83,000	81,000	37,000	40,000
200107	Transport	269,000	0	62,000	63,000	71,000	73,000
200108	Posta, telecomunicatii, radio, tv, internet	151,000	0	42,000	40,500	28,000	40,500

Buzet 2020										
Cod	Denumire indicator	PREVEDERI ANUALE			PREVEDERI TRIMESTRIALE					
		TOTAL	din care credite bugetare destinate stingerii platilor restante	2	Trim I	Trim II	Trim III	Trim IV	5	6
A	B	1=3+4+5+6			3	4				
200109	Materiale si prestari de servicii cu caracter functional	636,000	0	179,000	169,000	129,000	159,000			
200130	Alte bunuri si servicii pentru intretinere si functionare	12,396,493	0	2,680,900	3,309,050	2,860,353	3,526,190			
2002	Reparatii curente	710,000	0	298,000	203,000	117,000	92,000			
2004	Medicamente si materiale sanitare	10,000	0	2,000	3,000	3,000	2,000			
200401	Medicamente	10,000	0	2,000	3,000	3,000	2,000			
2005	Bunuri de natura obiectelor de inventar	332,000	0	108,000	80,500	80,500	63,000			
200501	Uniforme si echipament	28,000	0	22,000	2,000	2,000	2,000			
200530	Alte obiecte de inventar	304,000	0	86,000	78,500	78,500	61,000			
2006	Depasari, detasari, transferari	62,000	0	11,000	30,000	20,000	1,000			
200601	Deplasari interne, detasari, transferari	62,000	0	11,000	30,000	20,000	1,000			
2011	Carti, publicatii si materiale documentare	8,000	0	2,000	2,000	1,000	3,000			
2012	Consultanta si expertiza	918,926	0	316,765	277,440	128,671	196,050			
2013	Pregatire profesionala	69,000	0	17,000	26,000	16,000	10,000			
2030	Alte cheltuieli	648,000	0	207,500	239,500	51,000	150,000			
203002	Protocol si reprezentare	1,000	0	0	1,000	0	0			
203004	Chirii	175,000	0	67,500	57,500	30,000	20,000			
203030	Alte cheltuieli cu bunuri si servicii	472,000	0	140,000	181,000	21,000	130,000			
30	TITLUL III DOBANZI	1,900,000	0	500,000	500,000	500,000	400,000			
3001	Dobanzi aferente datoriei publice interne	1,900,000	0	500,000	500,000	500,000	400,000			
300101	Dobanzi aferente datoriei publice interne directe	1,900,000	0	500,000	500,000	500,000	400,000			
51	TITLUL VI TRANSFERURI INTRE UNITATI ALE ADMINISTRATIEI PUBLICE	1,115,265	0	294,910	287,910	299,785	232,660			
5101	Transferuri curente	1,115,265	0	294,910	287,910	299,785	232,660			
510101	Transferuri catre institutii publice	1,115,265	0	294,910	287,910	299,785	232,660			
55	TITLUL VII ALTE TRANSFERURI	90,000	0	90,000	0	0	0			
5501	A. Transferuri interne	90,000	0	90,000	0	0	0			
550142	Transferuri din bugetul local catre asociatiile de dezvoltare intercomunitara	90,000	0	90,000	0	0	0			
57	TITLUL IX ASISTENTA SOCIALA	2,855,100	0	658,300	693,700	742,600	760,500			

BUGET 2020												
Cod	Denumire indicator	PREVEDERI ANUALE			PREVEDERI TRIMESTRIALE							
		TOTAL	din care credite bugetare destinate stingerii platilor restante	Trim I	Trim II	Trim III	Trim IV	Trim I	Trim II	Trim III	Trim IV	
A	B	1=3+4+5+6	2	3	4	5	6					
5702	Ajutoare sociale	2,855,100	0	658,300	693,700	742,600	760,500					
570201	Ajutoare sociale in numerar	2,850,100	0	656,300	692,700	741,600	759,500					
570203	Tichete de cresa si tichete sociale pentru gradinita	5,000	0	2,000	1,000	1,000	1,000					
58	TITLUL X PROIECTE CU FINANTARE DIN FONDURI EXTERNE NERAMBURSABILE AFERENTE CADRULUI FINANCIAR 2014- 2020	47,711,566	0	2,913,749	12,846,999	12,646,520	19,304,298					
5801	Programe din Fondul European de Dezvoltare (FEDR)	47,711,566	0	2,913,749	12,846,999	12,646,520	19,304,298					
580101	Finantare nationala	9,234,966	0	609,773	2,468,610	2,370,287	3,786,296					
580102	Finantare externa nerambursabila	38,476,600	0	2,303,976	10,378,389	10,276,233	15,518,002					
59	TITLUL XI ALTE CHELTUIELI	764,200	0	443,600	94,200	135,700	90,700					
5901	Burse	215,000	0	50,000	60,000	50,000	55,000					
5912	Sustinerea cultelor	365,000	0	365,000	0	0	0					
5917	Despagubiri civile	50,000	0	0	0	50,000	0					
5940	Sume aferente persoanelor cu handicap neincadrate	134,200	0	28,600	34,200	35,700	35,700					
70	CHELTUIELI DE CAPITAL	35,697,733	0	4,260,538	11,902,653	11,086,114	8,448,428					
71	TITLUL XIII ACTIVE NEFINANCIARE	35,697,733	0	4,260,538	11,902,653	11,086,114	8,448,428					
7101	Active fixe	35,346,413	0	4,178,118	11,660,753	11,066,114	8,441,428					
710101	Constructii	37,420	0	22,420	15,000	0	0					
710102	Masini, echipamente si mijloace de transport	313,900	0	60,000	226,900	20,000	7,000					
710103	Mobilier, aparatura birou si alte active corporale	1,800,000	0	300,000	400,000	500,000	600,000					
79	OPERATIUNI FINANCIARE	1,800,000	0	300,000	400,000	500,000	600,000					
81	TITLUL XVII RAMBURSARI DE CREDITE	1,800,000	0	300,000	400,000	500,000	600,000					
8102	Rambursari de credite interne	1,800,000	0	300,000	400,000	500,000	600,000					
810201	Rambursari de credite interne garantate	1,800,000	0	300,000	400,000	500,000	600,000					
5002	Partea I-a Servicii publice generale	15,220,838	0	3,186,720	4,575,018	3,697,400	3,761,700					
5102	Autoritati publice si actiuni externe	12,968,638	0	2,605,020	3,977,618	3,112,000	3,274,000					
01	CHELTUIELI CURENTE	11,819,100	0	2,510,700	2,949,400	3,092,000	3,267,000					
10	TITLUL I CHELTUIELI DE PERSONAL	5,959,600	0	1,284,200	1,464,400	1,545,000	1,666,000					
1001	Cheltuieli salariale in bani	5,732,400	0	1,257,000	1,432,400	1,511,000	1,532,000					

Buzet 2020							
Cod	Denumire indicator	PREVEDERI ANUALE		PREVEDERI TRIMESTRIALE			
		TOTAL	din care credite bugetare destinate stingerii platilor restante	Trim I	Trim II	Trim III	Trim IV
A	B	1=3+4+5+6	2	3	4	5	6
100101	Salarii de baza	5,281,000	0	1,161,000	1,317,000	1,392,000	1,411,000
100112	Indemnizatii plătite unor persoane din afara unitatii	167,000	0	41,000	42,000	42,000	42,000
100113	Indemnizatii de delegare	16,000	0	4,000	4,000	4,000	4,000
100117	Indemnizatii de hrana	268,400	0	51,000	69,400	73,000	75,000
1002	Cheltuieli salariale in natura	99,000	0	0	0	0	99,000
100206	Vouchere de vacanta	99,000	0	0	0	0	99,000
1003	Contributii	128,200	0	27,200	32,000	34,000	35,000
100307	Contributia asiguratorie pentru munca	128,200	0	27,200	32,000	34,000	35,000
20	TITLUL II BUNURI SI SERVICII	5,732,000	0	1,211,000	1,465,000	1,476,000	1,580,000
2001	Bunuri si servicii	4,997,000	0	1,032,000	1,250,000	1,296,000	1,419,000
200101	Furnituri de birou	80,000	0	20,000	20,000	20,000	20,000
200102	Materiale pentru curatenie	50,000	0	10,000	15,000	10,000	15,000
200103	Încalzit, iluminat si forta motrica	130,000	0	40,000	40,000	20,000	30,000
200104	Apa, canal si salubritate	14,000	0	2,000	4,000	5,000	3,000
200105	Carburanti si lubrifianti	70,000	0	20,000	20,000	20,000	10,000
200106	Piese de schimb	50,000	0	10,000	20,000	10,000	10,000
200107	Transport	3,000	0	0	1,000	1,000	1,000
200108	Posta, telecomunicatii, radio, tv, internet	110,000	0	30,000	30,000	20,000	30,000
200109	Materiale si prestari de servicii cu caracter functional	400,000	0	100,000	100,000	100,000	100,000
200130	Alte bunuri si servicii pentru întretinere si functionare	4,090,000	0	800,000	1,000,000	1,090,000	1,200,000
2002	Reparatii curente	100,000	0	20,000	30,000	30,000	20,000
2005	Bunuri de natura obiectelor de inventar	79,000	0	17,000	14,000	29,000	19,000
200501	Uniforme si echipament	8,000	0	2,000	2,000	2,000	2,000
200530	Alte obiecte de inventar	71,000	0	15,000	12,000	27,000	17,000
2006	Diplasari, detasari, transferari	22,000	0	1,000	10,000	10,000	1,000
200601	Deplasari interne, detasari, transferari	22,000	0	1,000	10,000	10,000	1,000
2011	Carti, publicatii si materiale documentare	2,000	0	0	0	1,000	1,000

BUGET 2020									
Cod	Denumire indicator	PREVEDERI ANUALE				PREVEDERI TRIMESTRIALE			
		TOTAL	din care credite bugetare destinate stingerii platilor restante	Trim I	Trim II	Trim III	Trim IV		
A	B	1=3+4+5+6	2	3	4	5	6		
2012	Consultanta si expertiza	300,000	0	90,000	80,000	50,000	80,000		80,000
2013	Pregatire profesionala	21,000	0	1,000	10,000	10,000	10,000		0
2030	Alte cheltuieli	211,000	0	50,000	71,000	50,000	50,000		40,000
203002	Protocol si reprezentare	1,000	0	0	1,000	0	0		0
203004	Chirii	100,000	0	30,000	20,000	30,000	20,000		20,000
203030	Alte cheltuieli cu bunuri si servicii	110,000	0	20,000	50,000	20,000	20,000		20,000
59	TITLUL XI ALTE CHELTUIELI	127,500	0	15,500	20,000	71,000	20,000		21,000
5917	Despagubiri civile	50,000	0	0	0	50,000	0		0
5940	Sume aterente persoanelor cu handicap neincadrate	77,500	0	15,500	20,000	21,000	20,000		21,000
70	CHELTUIELI DE CAPITAL	1,149,538	0	94,320	1,028,218	20,000	20,000		7,000
71	TITLUL XIII ACTIVE NEFINANCIARE	1,149,538	0	94,320	1,028,218	20,000	20,000		7,000
7101	Active fixe	1,149,538	0	94,320	1,028,218	20,000	20,000		7,000
710101	Constructii	973,538	0	34,320	939,218	0	0		0
710103	Mobilier, aparatura birou si alte active corporale	176,000	0	60,000	89,000	20,000	20,000		7,000
510201	Autoritati executive si legislative	12,968,638	0	2,605,020	3,977,618	3,112,000	3,112,000		3,274,000
51020103	Autoritati executive	12,968,638	0	2,605,020	3,977,618	3,112,000	3,112,000		3,274,000
5402	Alte servicii publice generale	352,200	0	81,700	97,400	85,400	85,400		87,700
01	CHELTUIELI CURENTE	352,200	0	81,700	97,400	85,400	85,400		87,700
10	TITLUL I CHELTUIELI DE PERSONAL	291,800	0	70,600	71,800	71,800	71,800		77,600
1001	Cheltuieli salariale in bani	279,600	0	69,000	70,200	70,200	70,200		70,200
100101	Salarii de baza	263,000	0	65,000	66,000	66,000	66,000		66,000
100117	Indemnizatii de hrana	16,600	0	4,000	4,200	4,200	4,200		4,200
1002	Cheltuieli salariale in natura	5,800	0	0	0	0	0		5,800
100206	Vouchere de vacanta	5,800	0	0	0	0	0		5,800
1003	Contributii	6,400	0	1,600	1,600	1,600	1,600		1,600
100307	Contributia asiguratorie pentru munca	6,400	0	1,600	1,600	1,600	1,600		1,600
20	TITLUL II BUNURI SI SERVICII	56,000	0	10,000	24,500	12,500	12,500		9,000



BUGET 2020							
Cod	Denumire indicator	PREVEDERI ANUALE			PREVEDERI TRIMESTRIALE		
		TOTAL 1=3+4+5+6	2 din care credite bugetare destinate stingerii platilor restante	Trim I 3	Trim II 4	Trim III 5	Trim IV 6
A	B						
2001	Bunuri si servicii	41,000	0	10,000	14,000	8,000	9,000
200101	Furnituri de birou	6,000	0	1,500	1,500	1,500	1,500
200102	Materiale pentru curatenie	6,000	0	1,500	1,500	1,500	1,500
200103	Încalzit, iluminat si forta motrica	8,000	0	2,000	2,000	2,000	2,000
200104	Apa, canal si salubritate	1,000	0	1,000	0	0	0
200108	Posta, telecomunicatii, radio, tv, internet	3,000	0	1,000	1,000	0	1,000
200109	Materiale si prestari de servicii cu caracter functional	4,000	0	1,000	1,000	1,000	1,000
200130	Alte bunuri si servicii pentru întretinere si functionare	13,000	0	2,000	7,000	2,000	2,000
2002	Reparatii curente	1,000	0	0	1,000	0	0
2005	Bunuri de natura obiectelor de inventar	10,000	0	0	7,500	2,500	0
200530	Alte obiecte de inventar	10,000	0	0	7,500	2,500	0
2013	Pregatire profesionala	4,000	0	0	2,000	2,000	0
59	TITLUL XI ALTE CHELTUIELI	4,400	0	1,100	1,100	1,100	1,100
5940	Sume aferente persoanelor cu handicap neincadrate	4,400	0	1,100	1,100	1,100	1,100
540210	Servicii publice comunitare de evidenta a persoanelor	342,200	0	81,700	87,400	85,400	87,700
540250	Alte servicii publice generale	10,000	0	0	10,000	0	0
5502	Tranzactii privind datoria publica si imprumuturi	1,900,000	0	500,000	500,000	500,000	400,000
01	CHELTUIELI CURENTE	1,900,000	0	500,000	500,000	500,000	400,000
30	TITLUL III DOBANZI	1,900,000	0	500,000	500,000	500,000	400,000
3001	Dobanzi aferente datoriei publice interne	1,900,000	0	500,000	500,000	500,000	400,000
300101	Dobanzi aferente datoriei publice interne directe	1,900,000	0	500,000	500,000	500,000	400,000
5902	Partea a II-a Aparare, Ordine Publica si Siguranta Nationala	1,752,200	0	457,000	425,000	430,000	440,200
6102	Ordine publica si siguranta nationala	1,752,200	0	457,000	425,000	430,000	440,200
01	CHELTUIELI CURENTE	1,752,200	0	457,000	425,000	430,000	440,200
10	TITLUL I CHELTUIELI DE PERSONAL	1,377,200	0	346,000	331,000	331,000	369,200
1001	Cheltuieli salariale in bani	1,104,000	0	281,000	271,000	271,000	281,000
100101	Salarii de baza	1,100,000	0	280,000	270,000	270,000	280,000

BUGET 2020										
Cod	Denumire indicator	PREVEDERI ANUALE			PREVEDERI TRIMESTRIALE					
		TOTAL	din care credite bugetare destinate stingerii platilor restante	2	Trim I	Trim II	Trim III	Trim IV	5	6
A	B	1=3+4+5+6			3	4				
100113	Indemnizatii de delegare	4,000	0	0	1,000	1,000	1,000	1,000	1,000	1,000
1002	Cheltuieli salariale in natura	243,200	0	0	55,000	55,000	55,000	55,000	55,000	78,200
100202	Norme de hrana	220,000	0	0	55,000	55,000	55,000	55,000	55,000	55,000
100206	Vouchere de vacanta	23,200	0	0	0	0	0	0	0	23,200
1003	Contributii	30,000	0	0	10,000	10,000	5,000	5,000	5,000	10,000
100307	Contributia asiguratorie pentru munca	30,000	0	0	10,000	10,000	5,000	5,000	5,000	10,000
20	TITLUL II BUNURI SI SERVICII	375,000	0	0	111,000	94,000	99,000	99,000	99,000	71,000
2001	Bunuri si servicii	273,000	0	0	68,000	63,000	63,000	78,000	78,000	64,000
200101	Furnituri de birou	6,000	0	0	1,000	1,000	1,000	2,000	2,000	2,000
200102	Materiale pentru curatenie	3,000	0	0	1,000	1,000	1,000	0	0	1,000
200103	Încalzit, iluminat si forta motrica	28,000	0	0	8,000	6,000	6,000	8,000	8,000	6,000
200104	Apa, canal si salubritate	2,000	0	0	1,000	0	0	1,000	1,000	0
200105	Carburanti si lubrifianti	50,000	0	0	10,000	10,000	10,000	20,000	20,000	10,000
200106	Piese de schimb	20,000	0	0	6,000	4,000	4,000	6,000	6,000	4,000
200108	Posta, telecomunicatii, radio, tv, internet	12,000	0	0	3,000	3,000	3,000	3,000	3,000	3,000
200109	Materiale si prestari de servicii cu caracter functional	32,000	0	0	8,000	8,000	8,000	8,000	8,000	8,000
200130	Alte bunuri si servicii pentru intretinere si functionare	120,000	0	0	30,000	30,000	30,000	30,000	30,000	30,000
2002	Reparatii curente	10,000	0	0	3,000	2,000	2,000	2,000	2,000	3,000
2005	Bunuri de natura obiectelor de inventar	36,000	0	0	24,000	4,000	4,000	4,000	4,000	4,000
200501	Uniforme si echipament	20,000	0	0	20,000	0	0	0	0	0
200530	Alte obiecte de inventar	16,000	0	0	4,000	4,000	4,000	4,000	4,000	4,000
2006	Depasari, detasari, transferari	40,000	0	0	10,000	20,000	20,000	10,000	10,000	0
200601	Deplasari interne, detasari, transferari	40,000	0	0	10,000	20,000	20,000	10,000	10,000	0
2013	Pregatire profesionala	14,000	0	0	6,000	4,000	4,000	4,000	4,000	0
2030	Alte cheltuieli	2,000	0	0	0	1,000	1,000	1,000	1,000	0
203030	Alte cheltuieli cu bunuri si servicii	2,000	0	0	0	1,000	1,000	1,000	1,000	0
610203	Ordine publica	1,752,200	0	0	457,000	425,000	430,000	430,000	430,000	440,200

Buget 2020							
Cod	Denumire indicator	PREVEDERI ANUALE		PREVEDERI TRIMESTRIALE			
		TOTAL	din care credite bugetare destinate stingerii platilor restante	Trim I	Trim II	Trim III	Trim IV
A	B	1=3+4+5+6	2	3	4	5	6
61020304	Politie locala	1,752,200	0	457,000	425,000	430,000	440,200
6302	Partea a III-a Cheltuieli Social - Culturale	57,248,190	0	6,085,160	19,530,539	18,773,099	12,859,392
6502	Invatamant	37,043,910	0	3,531,336	11,502,187	11,336,099	10,674,288
01	CHELTUIELI CURENTE	19,294,730	0	1,454,435	6,159,956	5,692,249	5,988,090
10	TITLUL I CHELTUIELI DE PERSONAL	501,300	0	115,050	130,150	119,650	136,450
1001	Cheltuieli salariale in bani	476,600	0	113,100	119,200	117,400	126,900
100101	Salarii de baza	359,900	0	83,900	92,000	92,000	92,000
100115	Alocatii pentru transportul la si de la locul de munca	72,800	0	17,700	17,700	15,900	21,500
100117	Indemnizatii de hrana	36,900	0	8,400	9,500	9,500	9,500
100130	Alte drepturi salariale in bani	7,000	0	3,100	0	0	3,900
1002	Cheltuieli salariale in natura	16,000	0	0	8,700	0	7,300
100206	Vouchere de vacanta	16,000	0	0	8,700	0	7,300
1003	Contributii	8,700	0	1,950	2,250	2,250	2,250
100307	Contributia asiguratorie pentru munca	8,700	0	1,950	2,250	2,250	2,250
20	TITLUL II BUNJURI SI SERVICII	1,880,822	0	617,865	612,810	172,104	478,043
2001	Bunuri si servicii	1,041,913	0	340,400	322,470	86,853	292,190
200101	Furnituri de birou	32,000	0	10,500	9,500	2,500	9,500
200102	Materiale pentru curatenie	38,000	0	11,000	11,000	0	16,000
200103	Încalzit, iluminat si forta motrica	400,000	0	120,000	120,000	40,000	120,000
200104	Apa, canal si salubritate	43,000	0	14,000	13,000	3,000	13,000
200105	Carburanti si lubrifianti	20,000	0	6,000	7,000	0	7,000
200106	Piese de schimb	17,000	0	6,000	6,000	0	5,000
200107	Transport	6,000	0	2,000	2,000	0	2,000
200108	Posta, telecomunicatii, radio, tv, internet	12,000	0	4,000	3,500	1,000	3,500
200109	Materiale si prestari de servicii cu caracter functional	200,000	0	70,000	60,000	20,000	50,000
200130	Alte bunuri si servicii pentru întretinere si functionare	273,913	0	96,900	90,470	20,353	66,190
2002	Reparatii curente	85,000	0	25,000	15,000	30,000	15,000

BUGET 2020							
Cod	Denumire indicator	PREVEDERI ANUALE		PREVEDERI TRIMESTRIALE			
		TOTAL	din care credite bugetare destinate stingerii platilor restante	Trim I	Trim II	Trim III	Trim IV
A	B	1=3+4+5+6	2	3	4	5	6
2005	Bunuri de natura obiectelor de inventar	60,000	0	15,000	15,000	15,000	15,000
200530	Alte obiecte de inventar	60,000	0	15,000	15,000	15,000	15,000
2011	Carti, publicatii si materiale documentare	5,000	0	2,000	2,000	0	2,000
2012	Consultanta si expertiza	222,909	0	67,965	80,840	40,251	33,853
2013	Pregatire profesionala	30,000	0	10,000	10,000	0	10,000
2030	Alte cheltuieli	435,000	0	157,500	167,500	0	110,000
203004	Chirii	75,000	0	37,500	37,500	0	0
203030	Alte cheltuieli cu bunuri si servicii	360,000	0	120,000	130,000	0	110,000
57	TITLUL IX ASISTENTA SOCIALA	48,000	0	40,500	3,500	2,000	2,000
5702	Ajutoare sociale	48,000	0	40,500	3,500	2,000	2,000
570201	Ajutoare sociale in numerar	43,000	0	38,500	2,500	1,000	1,000
570203	Tichete de cresa si tichete sociale pentru gradinita	5,000	0	2,000	1,000	1,000	1,000
58	TITLUL X PROIECTE CU FINANTARE DIN FONDURI EXTERNE NERAMBURSABILE AFERENTE CADRULUI FINANCIAR 2014- 2020	16,646,308	0	630,420	5,352,596	5,347,595	5,315,697
5801	Programe din Fondul European de Dezvoltare (FEDR)	16,646,308	0	630,420	5,352,596	5,347,595	5,315,697
580101	Finantare nationala	3,057,349	0	115,584	982,168	982,167	977,430
580102	Finantare externa nerambursabila	13,588,959	0	514,836	4,370,428	4,365,428	4,338,267
59	TITLUL XI ALTE CHELTUIELI	218,300	0	50,600	60,900	50,900	55,900
5901	Burse	215,000	0	50,000	60,000	50,000	55,000
5940	Surse aferente persoanelor cu handicap neincadrate	3,300	0	600	900	900	900
70	CHELTUIELI DE CAPITAL	17,749,180	0	2,076,901	5,342,231	5,643,850	4,686,198
71	TITLUL XIII ACTIVE NEFINANCIARE	17,749,180	0	2,076,901	5,342,231	5,643,850	4,686,198
7101	Active fixe	17,749,180	0	2,076,901	5,342,231	5,643,850	4,686,198
710101	Constructii	17,742,180	0	2,076,901	5,335,231	5,643,850	4,686,198
710103	Mobilier, aparatura biroutica si alte active corporale	7,000	0	0	7,000	0	0
650203	Invatamant prescolar si primar	8,597,937	0	1,931,730	2,821,388	2,271,486	1,573,333
65020301	Invatamant prescolar	8,597,937	0	1,931,730	2,821,388	2,271,486	1,573,333
650204	Invatamant secundar	28,268,873	0	1,561,806	8,636,799	9,020,513	9,049,655

BUGET 2020							
Cod	Denumire indicator	PREVEDERI ANUALE		PREVEDERI TRIMESTRIALE			
		TOTAL	din care credite bugetare destinate stingerii platilor restante	Trim I	Trim II	Trim III	Trim IV
A	B	1=3+4+5+6	2	3	4	5	6
65020401	Invatamant secundar inferior	28,268,873	0	1,561,806	8,636,799	9,020,613	9,049,655
650211	Servicii auxiliare pentru educatie	172,100	0	35,800	43,000	43,000	50,300
65021130	Alte servicii auxiliare	172,100	0	35,800	43,000	43,000	50,300
650250	Alte cheltuieli in domeniul invatamantului	5,000	0	2,000	1,000	1,000	1,000
6602	Sanatate	608,544	0	166,755	168,689	142,700	130,400
01	CHELTUIELI CURENTE	515,700	0	125,700	131,900	127,700	130,400
10	TITLUL I CHELTUIELI DE PERSONAL	420,600	0	93,900	106,000	106,000	114,700
1001	Cheltuieli salariale in bani	400,900	0	91,900	103,000	103,000	103,000
100101	Salarii de baza	374,000	0	86,000	96,000	96,000	96,000
100117	Indemnizatii de hrana	26,900	0	5,900	7,000	7,000	7,000
1002	Cheltuieli salariale in natura	8,700	0	0	0	0	8,700
100206	Vouchere de vacanta	8,700	0	0	0	0	8,700
1003	Contributii	11,000	0	2,000	3,000	3,000	3,000
100307	Contributia asiguratorie pentru munca	11,000	0	2,000	3,000	3,000	3,000
20	TITLUL II BUNURI SI SERVICII	88,400	0	30,200	24,200	20,000	14,000
2001	Bunuri si servicii	63,400	0	23,200	16,200	12,000	12,000
200103	Încalzit, iluminat si forta motrica	40,000	0	10,000	10,000	10,000	10,000
200104	Apa, canal si salubritate	11,000	0	2,000	5,000	2,000	2,000
200130	Alte bunuri si servicii pentru întretinere si functionare	12,400	0	11,200	1,200	0	0
2004	Medicamente si materiale sanitare	10,000	0	2,000	3,000	3,000	2,000
200401	Medicamente	10,000	0	2,000	3,000	3,000	2,000
2005	Bunuri de natura obiectelor de inventar	15,000	0	5,000	5,000	5,000	0
200530	Alte obiecte de inventar	15,000	0	5,000	5,000	5,000	0
59	TITLUL XI ALTE CHELTUIELI	6,700	0	1,600	1,700	1,700	1,700
5940	Sume aferente persoanelor cu handicap neincadrate	6,700	0	1,600	1,700	1,700	1,700
70	CHELTUIELI DE CAPITAL	92,844	0	41,055	36,789	15,000	0
71	TITLUL XIII ACTIVE NEFINANCIARE	92,844	0	41,055	36,789	15,000	0

BUGET 2020							
Cod	Denumire indicator	PREVEDERI ANUALE		PREVEDERI TRIMESTRIALE			
		TOTAL	din care credite bugetare destinate stingerii platilor restante	Trim I	Trim II	Trim III	Trim IV
A	B	1=3+4+5+6	2	3	4	5	6
7101	Active fixe	92,844	0	41,055	36,789	15,000	0
710101	Constructii	92,844	0	41,055	36,789	15,000	0
660250	Alte cheltuieli in domeniul sanatatii	608,544	0	168,755	168,689	142,700	130,400
66025050	Alte institutii si actiuni sanitare	608,544	0	168,755	168,689	142,700	130,400
6702	Cultura, recreere si religie	14,853,936	0	1,364,969	6,727,963	6,060,800	700,204
01	CHELTUIELI CURENTE	13,804,179	0	1,048,610	6,075,737	6,014,628	665,204
20	TITLUL II BUNURI SI SERVICII	1,060,200	0	388,700	225,500	231,500	214,500
2001	Bunuri si servicii	871,200	0	228,700	210,500	221,500	210,500
200103	Încalzit, iluminat si forta motrica	6,000	0	6,000	0	0	0
200104	Apa, canal si salubritate	22,000	0	5,500	5,500	5,500	5,500
200105	Carburanti si lubrifianti	4,000	0	1,000	1,000	1,000	1,000
200106	Piese de schimb	4,000	0	1,000	1,000	1,000	1,000
200108	Posta, telecomunicatii, radio, tv, internet	14,000	0	4,000	3,000	4,000	3,000
200130	Alte bunuri si servicii pentru intretinere si functionare	821,200	0	211,200	200,000	210,000	200,000
2002	Reparatii curente	114,000	0	100,000	5,000	5,000	4,000
2005	Bunuri de natura obiectelor de inventar	40,000	0	25,000	10,000	5,000	0
200530	Alte obiecte de inventar	40,000	0	25,000	10,000	5,000	0
2012	Consultanta si expertiza	35,000	0	35,000	0	0	0
51	TITLUL VI TRANSFERURI INTRE UNITATI ALE ADMINISTRATIEI PUBLICE	1,115,265	0	294,910	287,910	299,785	232,660
5101	Transferuri curente	1,115,265	0	294,910	287,910	299,785	232,660
510101	Transferuri catre institutii publice	1,115,265	0	294,910	287,910	299,785	232,660
58	TITLUL X PROIECTE CU FINANTARE DIN FONDURI EXTERNE NERAMBURSABILE AFERENTE CADRULUI FINANCIAR 2014- 2020	11,263,714	0	0	5,562,327	5,483,343	218,044
5801	Programe din Fondul European de Dezvoltare (FEDR)	11,263,714	0	0	5,562,327	5,483,343	218,044
580101	Finantare nationala	2,124,105	0	0	1,045,586	1,023,466	55,053
580102	Finantare externa nerambursabila	9,139,609	0	0	4,516,741	4,459,877	162,991
59	TITLUL XI ALTE CHELTUIELI	365,000	0	365,000	0	0	0
5912	Sustinerea cultelor	365,000	0	365,000	0	0	0

Buget 2020							
Cod	Denumire indicator	PREVEDERI ANUALE		PREVEDERI TRIMESTRIALE			
		TOTAL	din care credite bugetare destinate stingerii platilor restante	Trim I	Trim II	Trim III	Trim IV
A	B	1=3+4+5+6	2	3	4	5	6
70	CHELTUIELI DE CAPITAL	1,049,757	0	316,359	652,226	46,172	35,000
71	TITLUL XIII ACTIVE NEFINANCIARE	1,049,757	0	316,359	652,226	46,172	35,000
7101	Active fixe	1,049,757	0	316,359	652,226	46,172	35,000
710101	Construcții	881,437	0	293,939	506,326	46,172	35,000
710102	Masini, echipamente si mijloace de transport	37,420	0	22,420	15,000	0	0
710103	Mobilier, aparatura birou si alte active corporale	130,900	0	0	130,900	0	0
670203	Servicii culturale	297,272	0	66,500	50,500	94,772	85,500
67020306	Casa de cultura	297,272	0	66,500	50,500	94,772	85,500
670205	Servicii recreative si sportive	14,191,664	0	933,469	6,677,463	5,966,028	614,704
67020501	Sport	1,886,730	0	560,049	794,236	299,785	232,660
67020503	Intretinere gradini publice, parcuri, zone verzi, baze sportive si de agrement	12,304,934	0	373,420	5,883,227	5,666,243	382,044
670250	Alte servicii in domeniile culturii, recreerii si religiei	365,000	0	365,000	0	0	0
6802	Asigurari si asistenta sociala	4,741,800	0	1,022,100	1,131,700	1,233,500	1,354,500
01	CHELTUIELI CURENTE	4,741,800	0	1,022,100	1,131,700	1,233,500	1,354,500
10	TITLUL I CHELTUIELI DE PERSONAL	1,628,400	0	333,500	370,000	410,900	514,000
1001	Cheltuieli salariale in bani	1,537,400	0	325,800	361,800	401,900	447,900
100101	Salarii de baza	1,376,000	0	288,000	322,000	360,000	406,000
100117	Indemnizatii de hrana	161,400	0	37,800	39,800	41,900	41,900
1002	Cheltuieli salariale in natura	57,100	0	0	0	0	57,100
100206	Vouchere de vacanta	57,100	0	0	0	0	57,100
1003	Contributii	33,900	0	7,700	8,200	9,000	9,000
100307	Contributia asiguratorie pentru munca	33,900	0	7,700	8,200	9,000	9,000
20	TITLUL II BUNURI SI SERVICII	264,000	0	61,000	61,000	71,000	71,000
2001	Bunuri si servicii	264,000	0	61,000	61,000	71,000	71,000
200107	Transport	260,000	0	60,000	60,000	70,000	70,000
200130	Alte bunuri si servicii pentru intretinere si functionare	4,000	0	1,000	1,000	1,000	1,000
57	TITLUL IX ASISTENTA SOCIALA	2,807,100	0	617,800	690,200	740,600	758,500

Buget 2020							
Cod	Denumire indicator	PREVEDERI ANUALE		PREVEDERI TRIMESTRIALE			
		TOTAL	din care credite bugetare destinate stingerii platilor restante	Trim I	Trim II	Trim III	Trim IV
A	B	1=3+4+5+6	2	3	4	5	6
5702	Ajutoare sociale	2,807,100	0	617,800	690,200	740,600	758,500
570201	Ajutoare sociale in numerar	2,807,100	0	617,800	690,200	740,600	758,500
59	TITLUL XI ALTE CHELTUIELI	42,300	0	9,800	10,500	11,000	11,000
5940	Sume aferente persoanelor cu handicap neincadrate	42,300	0	9,800	10,500	11,000	11,000
680205	Asistenta sociala in caz de boli si invaliditati	4,463,700	0	989,300	1,080,400	1,140,800	1,253,200
68020502	Asistenta sociala in caz de invaliditate	4,463,700	0	989,300	1,080,400	1,140,800	1,253,200
680215	Prevenirea excluderii sociale	5,000	0	2,500	0	0	2,500
68021501	Ajutor social	5,000	0	2,500	0	0	2,500
680250	Alte cheltuieli in domeniul asigurarilor si asistentei sociale	273,100	0	30,300	51,300	92,700	98,800
68025050	Alte cheltuieli in domeniul asistentei sociale	273,100	0	30,300	51,300	92,700	98,800
690200	Partea a IV-a Servicii si Dezvoltare publica, Locuinte, Mediu si Ape	17,910,258	0	4,104,696	4,969,701	4,867,569	3,968,292
7002	Locuinte, servicii si dezvoltare publica	10,862,813	0	2,740,576	2,830,951	3,542,905	1,748,381
01	CHELTUIELI CURENTE	7,016,656	0	2,261,629	2,277,590	2,104,482	372,955
20	TITLUL II BUNURI SI SERVICII	1,497,268	0	401,900	407,790	321,900	365,678
2001	Bunuri si servicii	1,171,190	0	290,000	281,190	300,000	300,000
200103	Încalzit, iluminat si forta motrica	600,000	0	150,000	150,000	150,000	150,000
200106	Piese de schimb	70,000	0	40,000	30,000	0	0
200130	Alte bunuri si servicii pentru întretinere si functionare	501,190	0	100,000	101,190	150,000	150,000
2005	Bunuri de natura obiectelor de inventar	40,000	0	10,000	10,000	10,000	10,000
200530	Alte obiecte de inventar	40,000	0	10,000	10,000	10,000	10,000
2012	Consultanta si expertiza	286,078	0	101,900	116,600	11,900	55,678
58	TITLUL X PROIECTE CU FINANTARE DIN FONDURI EXTERNE NERAMBURSABILE AFERENTE CADRULUI FINANCIAR 2014- 2020	5,519,388	0	1,859,729	1,869,800	1,782,582	7,277
5801	Programe din Fondul European de Dezvoltare (FEDR)	5,519,388	0	1,859,729	1,869,800	1,782,582	7,277
580101	Finantare nationala	1,197,079	0	409,469	428,400	358,054	1,156
580102	Finantare externa nerambursabila	4,322,309	0	1,450,260	1,441,400	1,424,528	6,121
70	CHELTUIELI DE CAPITAL	3,846,157	0	478,947	553,361	1,438,423	1,375,426
71	TITLUL XIII ACTIVE NEFINANCIARE	3,846,157	0	478,947	553,361	1,438,423	1,375,426




Buget 2020											
Cod	Denumire indicator	PREVEDERI ANUALE				PREVEDERI TRIMESTRIALE					
		TOTAL	din care credite bugetare destinate stingerii platilor restante	Trim I	Trim II	Trim III	Trim IV	Trim I	Trim II	Trim III	Trim IV
A	B	1=3+4+5+6	2	3	4	5	6				
7101	Active fixe	3,846,157	0	478,947	553,361	1,438,423	1,375,426				
710101	Constructii	3,846,157	0	478,947	553,361	1,438,423	1,375,426				
700205	Alimentare cu apa si amenajari hidrotehnice	82,300	0	9,520	39,450	33,330	0				
70020501	Alimentare cu apa	82,300	0	9,520	39,450	33,330	0				
700206	Iluminat public si electrificari rurale	1,473,477	0	494,477	359,000	310,000	310,000				
700250	Alte servicii in domeniile locuintelor, serviciilor si dezvoltarii comunale	9,307,036	0	2,236,579	2,432,501	3,199,575	1,438,381				
7402	Protectia mediului	7,047,445	0	1,364,120	2,138,750	1,324,664	2,219,911				
01	CHELTUIELI CURENTE	5,339,600	0	1,153,600	1,562,000	1,062,000	1,562,000				
20	TITLUL II BUNURI SI SERVICII	5,299,600	0	1,113,600	1,562,000	1,062,000	1,562,000				
2001	Bunuri si servicii	5,299,600	0	1,113,600	1,562,000	1,062,000	1,562,000				
200103	Încalzit, iluminat si forta motrica	8,000	0	2,000	2,000	2,000	2,000				
200104	Apa, canal si salubritate	80,000	0	20,000	20,000	20,000	20,000				
200105	Carburanti si lubrifianti	80,000	0	20,000	20,000	20,000	20,000				
200106	Piese de schimb	80,000	0	20,000	20,000	20,000	20,000				
200130	Alte bunuri si servicii pentru intretinere si functionare	5,051,600	0	1,051,600	1,500,000	1,000,000	1,500,000				
55	TITLUL VII ALTE TRANSFERURI	40,000	0	40,000	0	0	0				
5501	A. Transferuri interne	40,000	0	40,000	0	0	0				
550142	Transferuri din bugetul local catre asociatiile de dezvoltare intercomunitara	40,000	0	40,000	0	0	0				
70	CHELTUIELI DE CAPITAL	1,707,845	0	210,520	576,750	262,664	657,911				
71	TITLUL XIII ACTIVE NEFINANCIARE	1,707,845	0	210,520	576,750	262,664	657,911				
7101	Active fixe	1,707,845	0	210,520	576,750	262,664	657,911				
710101	Constructii	1,707,845	0	210,520	576,750	262,664	657,911				
740205	Salubritate si gestiunea deseurilor	5,249,600	0	1,129,600	1,540,000	1,040,000	1,540,000				
74020501	Salubritate	5,249,600	0	1,129,600	1,540,000	1,040,000	1,540,000				
740206	Canalizarea si tratarea apelor reziduale	1,797,845	0	234,520	598,750	284,664	679,911				
7902	Partea a V-a Actiuni economice	28,270,697	0	2,376,936	4,718,544	4,656,525	16,518,692				
8002	Actiuni generale economice, comerciale si de munca	10,000	0	4,000	2,000	2,000	2,000				

Buget 2020							
Cod	Denumire indicator	PREVEDERI ANUALE		PREVEDERI TRIMESTRIALE			
		TOTAL	din care credite bugetare destinate stingerii platilor restante	Trim I	Trim II	Trim III	Trim IV
A	B	1=3+4+5+6	2	3	4	5	6
01	CHELTUIELI CURENTE	10,000	0	4,000	2,000	2,000	2,000
20	TITLUL II BUNURI SI SERVICII	10,000	0	4,000	2,000	2,000	2,000
2001	Bunuri si servicii	8,000	0	2,000	2,000	2,000	2,000
200130	Alte bunuri si servicii pentru intretinere si functionare	8,000	0	2,000	2,000	2,000	2,000
2005	Bunuri de natura obiectelor de inventar	2,000	0	2,000	0	0	0
200530	Alte obiecte de inventar	2,000	0	2,000	0	0	0
800201	Actiuni generale economice si comerciale	10,000	0	4,000	2,000	2,000	2,000
80020106	Prevenire si combatere inundatii si gheturi	10,000	0	4,000	2,000	2,000	2,000
8402	Transporturi	28,260,697	0	2,372,936	4,716,544	4,654,525	16,516,692
01	CHELTUIELI CURENTE	16,358,285	0	1,030,500	603,466	494,520	14,229,799
20	TITLUL II BUNURI SI SERVICII	2,026,129	0	556,900	541,190	461,520	466,519
2001	Bunuri si servicii	1,501,190	0	375,000	376,190	375,000	375,000
200130	Alte bunuri si servicii pentru intretinere si functionare	1,501,190	0	375,000	376,190	375,000	375,000
2002	Reparatii curente	400,000	0	150,000	150,000	50,000	50,000
2005	Bunuri de natura obiectelor de inventar	50,000	0	10,000	15,000	10,000	15,000
200530	Alte obiecte de inventar	50,000	0	10,000	15,000	10,000	15,000
2012	Consultanta si expertiza	74,939	0	21,900	0	26,520	26,519
55	TITLUL VII ALTE TRANSFERURI	50,000	0	50,000	0	0	0
5501	A. Transferuri interne	50,000	0	50,000	0	0	0
550142	Transferuri din bugetul local catre asociatiile de dezvoltare intercomunitara	50,000	0	50,000	0	0	0
58	TITLUL X PROIECTE CU FINANTARE DIN FONDURI EXTERNE NERAMBURSABILE AFERENTE CADRULUI FINANCIAR 2014- 2020	14,282,156	0	423,600	62,276	33,000	13,763,280
5801	Programe din Fondul European de Dezvoltare (FEDR)	14,282,156	0	423,600	62,276	33,000	13,763,280
580101	Finantare nationala	2,856,433	0	84,720	12,456	6,600	2,752,657
580102	Finantare externa nerambursabila	11,425,723	0	338,880	49,820	26,400	11,010,623
70	CHELTUIELI DE CAPITAL	10,102,412	0	1,042,436	3,713,078	3,660,005	1,686,893
71	TITLUL XIII ACTIVE NEFINANCIARE	10,102,412	0	1,042,436	3,713,078	3,660,005	1,686,893
7101	Active fixe	10,102,412	0	1,042,436	3,713,078	3,660,005	1,686,893

Buget 2020							
Cod	Denumire indicator	PREVEDERI ANUALE			PREVEDERI TRIMESTRIALE		
		TOTAL	din care credite bugetare destinate stingerii platilor restante	Trim I	Trim II	Trim III	Trim IV
A	B	1=3+4+5+6	2	3	4	5	6
710101	Constructii	10,102,412	0	1,042,436	3,713,078	3,660,005	1,686,893
79	OPERATIUNI FINANCIARE	1,800,000	0	300,000	400,000	500,000	600,000
81	TITLUL XVII RAMBURSARI DE CREDITE	1,800,000	0	300,000	400,000	500,000	600,000
8102	Rambursari de credite interne	1,800,000	0	300,000	400,000	500,000	600,000
810201	Rambursari de credite interne garantate	1,800,000	0	300,000	400,000	500,000	600,000
840203	Transport rutier	28,260,697	0	2,372,936	4,716,544	4,654,525	16,516,692
84020302	Transport in comun	15,935,017	0	1,026,461	412,276	383,000	14,113,280
84020303	Strazi	12,325,680	0	1,346,475	4,304,268	4,271,525	2,403,412
9602	Rezerve, Excedent/Deficit	0	0	0	0	0	0
9702	Rezerve	0	0	0	0	0	0
9802	Excedent	0	0	0	0	0	0
980296	Excedentul sectiunii de functionare	0	0	0	0	0	0
980297	Excedentul sectiunii de dezvoltare	0	0	0	0	0	0
9902	Deficit	0	0	0	0	0	0
990296	Deficitul sectiunii de functionare	0	0	0	0	0	0
990297	Deficitul sectiunii de dezvoltare	0	0	0	0	0	0

ORDONATOR PRINCIPAL DE CREDITE



Emilian Oprea

Director Economic

Gabriela Soare

Formular **11/06**

## Detalierea Cheltuielilor Sursa A - Buget local 2020

Capitol/subcapitol/paragraf: 49.02 - TOTAL CHELTUIELI

-lei-

Denumire indicatori	Cod Indicator	Buget 2020							
		Prevederi anuale		Prevederi trimestriale					
		Buget initial	din care credite bugetare destinate stingerii platilor restante	Trim I	Trim II	Trim III	Trim IV		
A	B	1=5+6+7+8	4	5	6	7	8		
TOTAL CHELTUIELI (SECTIUNEA DE FUNCTIONARE + SECTIUNEA DE DEZVOLTARE)	00	120,402,183	0	16,210,512	34,218,802	32,424,593	37,548,276		
CHELTUIELI CURENTE	01	82,904,450	0	11,649,974	21,916,149	20,838,479	28,499,848		
TITLUL I CHELTUIELI DE PERSONAL	10	10,178,900	0	2,243,250	2,473,350	2,584,350	2,877,950		
Cheleiile salariale in bani	10.01	9,530,900	0	2,137,800	2,357,600	2,474,500	2,561,000		
Salarii de baza	10.01.01	8,753,900	0	1,963,900	2,163,000	2,276,000	2,351,000		
Indemnizatii platite unor persoane din afara unitatii	10.01.12	167,000	0	41,000	42,000	42,000	42,000		
Indemnizatii de delegare	10.01.13	20,000	0	5,000	5,000	5,000	5,000		
Alocatii pentru transportul la si de la locul de munca	10.01.15	72,800	0	17,700	17,700	15,900	21,500		
Indemnizatii de hrana	10.01.17	510,200	0	107,100	129,900	135,600	137,600		
Alte drepturi salariale in bani	10.01.30	7,000	0	3,100	0	0	3,900		
Cheleiile salariale in natura	10.02	429,800	0	55,000	63,700	55,000	256,100		
Norme de hrana	10.02.02	220,000	0	55,000	55,000	55,000	55,000		
Vouchere de vacanta	10.02.06	209,800	0	0	8,700	0	201,100		
Contributii	10.03	218,200	0	50,450	52,050	54,850	60,850		
Contributia asiguratorie pentru munca	10.03.07	218,200	0	50,450	52,050	54,850	60,850		
TITLUL II BUNURI SI SERVICII	20	18,289,419	0	4,506,165	5,019,990	3,929,524	4,833,740		
Bunuri si servicii	20.01	15,531,493	0	3,543,900	4,158,550	3,512,353	4,316,690		
Furnituri de birou	20.01.01	124,000	0	33,000	32,000	26,000	33,000		
Materiale pentru curatenie	20.01.02	97,000	0	23,500	28,500	11,500	33,500		

Buget 2020									
Denumire indicatori	Cod Indicator	Prevederi anuale				Prevederi trimestriale			
		Buget initial	din care credite bugetare destinate stingerii platilor restante	Trim I	Trim II	Trim III	Trim IV		
A	B	1=5+6+7+8	4	5	6	7	8		
Încalzit, iluminat si forta motrica	20.01.03	1,220,000	0	338,000	330,000	232,000	320,000		
Apa, canal si salubritate	20.01.04	173,000	0	45,500	47,500	36,500	43,500		
Carburanti si lubrifianti	20.01.05	224,000	0	57,000	58,000	61,000	48,000		
Piese de schimb	20.01.06	241,000	0	83,000	81,000	37,000	40,000		
Transport	20.01.07	269,000	0	62,000	63,000	71,000	73,000		
Posta, telecomunicatii, radio, tv, internet	20.01.08	151,000	0	42,000	40,500	28,000	40,500		
Materiale si prestari de servicii cu caracter functional	20.01.09	636,000	0	179,000	169,000	129,000	159,000		
Alte bunuri si servicii pentru intretinere si functionare	20.01.30	12,396,493	0	2,680,900	3,309,050	2,880,353	3,526,190		
Reparatii curente	20.02.00	710,000	0	298,000	203,000	117,000	92,000		
Medicamente si materiale sanitare	20.04	10,000	0	2,000	3,000	3,000	2,000		
Medicamente	20.04.01	10,000	0	2,000	3,000	3,000	2,000		
Bunuri de natura obiectelor de inventar	20.05	332,000	0	108,000	80,500	80,500	63,000		
Uniforme si echipament	20.05.01	28,000	0	22,000	2,000	2,000	2,000		
Alte obiecte de inventar	20.05.30	304,000	0	86,000	78,500	78,500	61,000		
Daplasari, detasari, transferari	20.06	62,000	0	11,000	30,000	20,000	1,000		
Deplasari interne, detasari, transferari	20.06.01	62,000	0	11,000	30,000	20,000	1,000		
Carti, publicatii si materiale documentare	20.11.00	8,000	0	2,000	2,000	1,000	3,000		
Consultanta si expertiza	20.12.00	918,926	0	316,766	277,440	128,671	196,050		
Pregatire profesionala	20.13.00	69,000	0	17,000	26,000	16,000	10,000		
Alte cheltuieli	20.30	648,000	0	207,500	239,500	51,000	150,000		
Protocol si reprezentare	20.30.02	1,000	0	0	1,000	0	0		
Chirii	20.30.04	175,000	0	67,500	57,500	30,000	20,000		
Alte cheltuieli cu bunuri si servicii	20.30.30	472,000	0	140,000	181,000	21,000	130,000		
<b>TITLUL III DOBANZI</b>	<b>30</b>	<b>1,900,000</b>	<b>0</b>	<b>500,000</b>	<b>500,000</b>	<b>500,000</b>	<b>400,000</b>		
<b>Dobanzi aferente datoriei publice interne</b>	<b>30.01</b>	<b>1,900,000</b>	<b>0</b>	<b>500,000</b>	<b>500,000</b>	<b>500,000</b>	<b>400,000</b>		
Dobanzi aferente datoriei publice interne directe	30.01.01	1,900,000	0	500,000	500,000	500,000	400,000		
<b>TITLUL VI TRANSFERURI INTRE UNITATI ALE ADMINISTRATIEI PUBLICE</b>	<b>51</b>	<b>1,115,265</b>	<b>0</b>	<b>294,910</b>	<b>287,910</b>	<b>299,785</b>	<b>232,660</b>		

Buget 2020									
Denumire indicatori	Cod Indicator	Prevederi anuale				Prevederi trimestriale			
		Buget initial	din care credite bugetare destinate stingerii platilor restante	Trim I	Trim II	Trim III	Trim IV		
A	B	1=5+6+7+8	4	5	6	7	8		
Transferuri curente	51.01	1,115,265	0	294,910	287,910	299,785	232,660		
Transferuri catre institutii publice	51.01.01	1,115,265	0	294,910	287,910	299,785	232,660		
TITLUL VII ALTE TRANSFERURI	55	90,000	0	90,000	0	0	0		
A. Transferuri interne	55.01	90,000	0	90,000	0	0	0		
Transferuri din bugetul local catre asociatiile de dezvoltare intercomunitara	55.01.42	90,000	0	90,000	0	0	0		
TITLUL IX ASISTENTA SOCIALA	57	2,855,100	0	688,300	693,700	742,600	760,500		
Ajutoare sociale	57.02	2,855,100	0	688,300	693,700	742,600	760,500		
Ajutoare sociale in numerar	57.02.01	2,850,100	0	666,300	692,700	741,600	759,500		
Tichete de cresa si tichete sociale pentru gradinita	57.02.03	5,000	0	2,000	1,000	1,000	1,000		
TITLUL X PROIECTE CU FINANTARE DIN FONDURI EXTERNE NERAMBURSABILE AFERENTE CADRULUI FINANCIAR 2014-2020	58	47,711,566	0	2,913,749	12,846,999	12,646,520	19,304,298		
Programe din Fondul European de Dezvoltare (FEDR)	58.01	47,711,566	0	2,913,749	12,846,999	12,646,520	19,304,298		
Finantare nationala	58.01.01	9,234,966	0	609,773	2,468,610	2,370,287	3,786,296		
Finantare externa nerambursabila	58.01.02	38,476,600	0	2,303,976	10,378,389	10,276,233	15,518,002		
TITLUL XI ALTE CHELTUIELI	59	764,200	0	443,600	94,200	135,700	90,700		
Burse	59.01.00	215,000	0	50,000	60,000	50,000	55,000		
Sustinerea cultelor	59.12.00	365,000	0	365,000	0	0	0		
Despagubiri civile	59.17.00	50,000	0	0	0	50,000	0		
Sume aferente persoanelor cu handicap neincadrate	59.40.00	134,200	0	28,600	34,200	35,700	35,700		
CHELTUIELI DE CAPITAL	70	35,697,733	0	4,260,538	11,902,653	11,086,114	8,448,428		
TITLUL XIII ACTIVE NEFINANCIARE	71	35,697,733	0	4,260,538	11,902,653	11,086,114	8,448,428		
Active fixe	71.01	35,697,733	0	4,260,538	11,902,653	11,086,114	8,448,428		
Constructii	71.01.01	35,346,413	0	4,178,118	11,660,753	11,066,114	8,441,428		
Masini, echipamente si mijloace de transport	71.01.02	37,420	0	22,420	15,000	0	0		
Mobilier, aparatura birou si alte active corporale	71.01.03	313,900	0	60,000	226,900	20,000	7,000		
OPERATIUNI FINANCIARE	79	1,800,000	0	300,000	400,000	500,000	600,000		

Denumire indicatori	Cod Indicator	Buget 2020							
		Prevederi anuale		Prevederi trimestriale				Trim IV	
		Buget initial	din care credite bugetare destinate stingerii platilor restante	Trim I	Trim II	Trim III	Trim IV		
A	B	1=5+6+7+8	4	5	6	7	8		
<b>TITLUL XVII RAMBURSARI DE CREDITE</b>	<b>81</b>	<b>1,800,000</b>	<b>0</b>	<b>300,000</b>	<b>400,000</b>	<b>500,000</b>	<b>600,000</b>	<b>600,000</b>	
Rambursari de credite interne	81.02	1,800,000	0	300,000	400,000	500,000	600,000	600,000	
Rambursari de credite interne garantate	81.02.01	1,800,000	0	300,000	400,000	500,000	600,000	600,000	
<b>TOTAL CHELTUIELISECTIUNEA DE FUNCTIONARE (cod 01+79+83+84)</b>	<b>00</b>	<b>36,902,884</b>	<b>0</b>	<b>8,946,225</b>	<b>9,469,150</b>	<b>8,691,959</b>	<b>9,795,550</b>	<b>9,795,550</b>	
CHELTUIELI CURENTE (cod 10+20+30+40+50+51SF+55SF+57+59)	01	35,102,884	0	8,646,225	9,069,150	8,191,959	9,195,550	9,195,550	
TITLUL I CHELTUIELI DE PERSONAL (cod 10.01+10.02+10.03)	10	10,178,900	0	2,243,250	2,473,350	2,584,350	2,877,950	2,877,950	
Cheltuieli salariale in bani (cod 10.01.01+10.01.03 la 10.01.08 +10.01.10 la 10.01.16 +10.01.30)	10.01	9,530,900	0	2,137,800	2,357,600	2,474,500	2,561,000	2,561,000	
Salarii de baza	10.01.01	8,753,900	0	1,963,900	2,163,000	2,276,000	2,351,000	2,351,000	
Indemnizatii platite unor persoane din afara unitatii	10.01.12	167,000	0	41,000	42,000	42,000	42,000	42,000	
Indemnizatii de delegare	10.01.13	20,000	0	5,000	5,000	5,000	5,000	5,000	
Alocatii pentru transportul la si de la locul de munca	10.01.15	72,800	0	17,700	17,700	15,900	21,500	21,500	
Indemnizatii de hrana	10.01.17	510,200	0	107,100	129,900	135,600	137,600	137,600	
Alte drepturi salariale in bani	10.01.30	7,000	0	3,100	0	0	3,900	3,900	
<b>Cheltuieli salariale in natura (cod 10.02.01 la 10.02.05+10.02.30)</b>	<b>10.02</b>	<b>429,800</b>	<b>0</b>	<b>55,000</b>	<b>63,700</b>	<b>55,000</b>	<b>256,100</b>	<b>256,100</b>	
Norme de hrana	10.02.02	220,000	0	55,000	55,000	55,000	55,000	55,000	
Vouchere de vacanta	10.02.06	209,800	0	0	8,700	0	201,100	201,100	
<b>Contributii (cod 10.03.01 la 10.03.06)</b>	<b>10.03</b>	<b>218,200</b>	<b>0</b>	<b>50,450</b>	<b>52,050</b>	<b>54,850</b>	<b>60,850</b>	<b>60,850</b>	
Contributia asiguratorie pentru munca	10.03.07	218,200	0	50,450	52,050	54,850	60,850	60,850	
<b>TITLUL II BUNURI SI SERVICII (cod 20.01 la 20.06+20.09 la 20.16+20.18 la 20.25+20.27+20.30)</b>	<b>20</b>	<b>18,289,419</b>	<b>0</b>	<b>4,506,165</b>	<b>5,019,990</b>	<b>3,929,524</b>	<b>4,833,740</b>	<b>4,833,740</b>	
<b>Bunuri si servicii (cod 20.01.01 la 20.01.09+20.01.30)</b>	<b>20.01</b>	<b>15,531,493</b>	<b>0</b>	<b>3,543,900</b>	<b>4,158,550</b>	<b>3,512,353</b>	<b>4,316,690</b>	<b>4,316,690</b>	
Furnituri de birou	20.01.01	124,000	0	33,000	32,000	26,000	33,000	33,000	
Materiale pentru curatenie	20.01.02	97,000	0	23,500	28,500	11,500	33,500	33,500	
Încalzit, iluminat si forta motrica	20.01.03	1,220,000	0	338,000	330,000	232,000	320,000	320,000	
Apa, canal si salubritate	20.01.04	173,000	0	45,500	47,500	36,500	43,500	43,500	
Carburanti si lubrifianti	20.01.05	224,000	0	57,000	58,000	61,000	48,000	48,000	
Piese de schimb	20.01.06	241,000	0	83,000	81,000	37,000	40,000	40,000	

Buget 2020									
Denumire indicatori	Cod Indicator	Prevederi anuale				Prevederi trimestriale			
		Buget initial	din care credite bugetare destinate stingerii platilor restante	Trim I	Trim II	Trim III	Trim IV		
A	B	1=5+6+7+8	4	5	6	7	8		
Transport	20.01.07	269,000	0	62,000	63,000	71,000	73,000		
Posta, telecomunicatii, radio, tv, internet	20.01.08	151,000	0	42,000	40,500	28,000	40,500		
Materiale si prestari de servicii cu caracter functional	20.01.09	636,000	0	179,000	169,000	129,000	159,000		
Alte bunuri si servicii pentru intretinere si functionare	20.01.30	12,396,493	0	2,680,900	3,309,050	2,880,353	3,526,190		
Reparatii curente	20.02.00	710,000	0	298,000	203,000	117,000	92,000		
Medicamente si materiale sanitare (cod 20.04.01 la 20.04.04)	20.04	10,000	0	2,000	3,000	3,000	2,000		
Medicamente	20.04.01	10,000	0	2,000	3,000	3,000	2,000		
Bunuri de natura obiectelor de inventar (cod 20.05.01+20.05.03+20.05.30)	20.05	332,000	0	108,000	80,500	80,500	63,000		
Uniforme si echipament	20.05.01	28,000	0	22,000	2,000	2,000	2,000		
Alte obiecte de inventar	20.05.30	304,000	0	86,000	78,500	78,500	61,000		
Deplasari, detasari, transferari (cod 20.06.01+20.06.02)	20.06	62,000	0	11,000	30,000	20,000	1,000		
Deplasari interne, detasari, transferari	20.06.01	62,000	0	11,000	30,000	20,000	1,000		
Carti, publicatii si materiale documentare	20.11.00	8,000	0	2,000	2,000	1,000	3,000		
Consultanta si expertiza	20.12.00	918,926	0	316,765	277,440	128,671	196,050		
Pregatire profesionala	20.13.00	69,000	0	17,000	26,000	16,000	10,000		
Alte cheltuieli (cod 20.30.01 la 20.30.04+20.30.06+20.30.07+20.30.09+20.30.30)	20.30	648,000	0	207,500	239,500	51,000	150,000		
Protocol si reprezentare	20.30.02	1,000	0	0	1,000	0	0		
Chirii	20.30.04	175,000	0	67,500	57,500	30,000	20,000		
Alte cheltuieli cu bunuri si servicii	20.30.30	472,000	0	140,000	181,000	21,000	130,000		
TITLUL III DOBANZI (cod 30.01 la 30.03)	30	1,900,000	0	500,000	500,000	500,000	400,000		
Dobanzi aferente datoriei publice interne (cod 30.01.01+30.01.02)	30.01	1,900,000	0	500,000	500,000	500,000	400,000		
Dobanzi aferente datoriei publice interne directe	30.01.01	1,900,000	0	500,000	500,000	500,000	400,000		
TITLUL VI TRANSFERURI INTRE UNITATI ALE ADMINISTRATIEI PUBLICE (cod 51.01)	51	1,115,265	0	294,910	287,910	299,785	232,660		
Transferuri curente (cod 51.01.01 + 51.01.03 + 51.01.05 + 51.01.14 + 51.01.15 + 51.01.24 + 51.01.26 + 51.01.31 + 51.01.39 + 51.01.46 + 51.01.49)	51.01	1,115,265	0	294,910	287,910	299,785	232,660		



Buget 2020									
Denumire indicatori	Cod Indicator	Prevederi anuale				Prevederi trimestriale			
		Buget initial	din care credite bugetare destinate stingerii platilor restante	Trim I	Trim II	Trim III	Trim IV		
A	B	1=5+6+7+8	4	5	6	7	8		
Transferuri catre institutii publice	51.01.01	1,115,265	0	294,910	287,910	299,785	232,660		
<b>TITLUL IX ASISTENTA SOCIALA (cod 57.02)</b>	<b>57</b>	<b>2,855,100</b>	<b>0</b>	<b>658,300</b>	<b>693,700</b>	<b>742,600</b>	<b>760,500</b>		
Ajutoare sociale (cod 57.02.01 la 57.02.04)	57.02	2,855,100	0	658,300	693,700	742,600	760,500		
Ajutoare sociale in numerar	57.02.01	2,850,100	0	656,300	692,700	741,600	759,500		
Tichete de cresa si tichete sociale pentru gradinita	57.02.03	5,000	0	2,000	1,000	1,000	1,000		
<b>TITLUL XI ALTE CHELTUIELI (cod 59.01 la 59.28+59.30 la 59.36)</b>	<b>59</b>	<b>764,200</b>	<b>0</b>	<b>443,600</b>	<b>94,200</b>	<b>135,700</b>	<b>90,700</b>		
Burse	59.01.00	215,000	0	50,000	60,000	50,000	55,000		
Sustinerea cultelor	59.12.00	365,000	0	365,000	0	0	0		
Despagubiri civile	59.17.00	50,000	0	0	0	50,000	0		
Sume aferente persoanelor cu handicap neincadrate	59.40.00	134,200	0	28,600	34,200	35,700	35,700		
<b>OPERATIUNI FINANCIARE (cod 80+81)</b>	<b>79</b>	<b>1,800,000</b>	<b>0</b>	<b>300,000</b>	<b>400,000</b>	<b>500,000</b>	<b>600,000</b>		
<b>TITLUL XVII RAMBURSARI DE CREDITE (cod 81.01+81.02)</b>	<b>81</b>	<b>1,800,000</b>	<b>0</b>	<b>300,000</b>	<b>400,000</b>	<b>500,000</b>	<b>600,000</b>		
Rambursari de credite interne (cod 81.02.01+81.02.02+81.02.05)	81.02	1,800,000	0	300,000	400,000	500,000	600,000		
Rambursari de credite interne garantate	81.02.01	1,800,000	0	300,000	400,000	500,000	600,000		
<b>TOTAL CHELTUIELI SECTIUNEA DE DEZVOLTARE (cod 51+55+56+70+79+84)</b>	<b>00</b>	<b>83,499,299</b>	<b>0</b>	<b>7,264,287</b>	<b>24,749,652</b>	<b>23,732,634</b>	<b>27,752,726</b>		
<b>TITLUL VII ALTE TRANSFERURI (cod 55.01)</b>	<b>55</b>	<b>90,000</b>	<b>0</b>	<b>90,000</b>	<b>0</b>	<b>0</b>	<b>0</b>		
A. Transferuri interne (cod 55.01.03+55.01.08 la 55.01.10 + 55.01.12 + 55.01.13 + 55.01.15+55.01.28+55.01.42)	55.01	90,000	0	90,000	0	0	0		
Transferuri din bugetul local catre asociatiile de dezvoltare intercomunitara	55.01.42	90,000	0	90,000	0	0	0		
<b>TITLUL X PROIECTE CU FINANTARE DIN FONDURI EXTERNE NERAMBURSABILE AFERENTE CADRULUI FINANCIAR 2014-2020(cod. 58.06+58.07+58.08+58.09+58.10)</b>	<b>58</b>	<b>47,711,566</b>	<b>0</b>	<b>2,913,749</b>	<b>12,846,999</b>	<b>12,646,520</b>	<b>19,304,298</b>		
Programe din Fondul European de Dezvoltare (FEDR)	58.01	47,711,566	0	2,913,749	12,846,999	12,646,520	19,304,298		
Finantare nationala	58.01.01	9,234,966	0	609,773	2,468,610	2,370,287	3,786,296		
Finantare externa nerambursabila	58.01.02	38,476,600	0	2,303,976	10,378,389	10,276,233	15,518,002		
<b>CHELTUIELI DE CAPITAL (cod 71+72+75)</b>	<b>70</b>	<b>35,697,733</b>	<b>0</b>	<b>4,260,538</b>	<b>11,902,653</b>	<b>11,086,114</b>	<b>8,448,428</b>		
<b>TITLUL XIII ACTIVE NEFINANCIARE (cod 71.01 + 71.03)</b>	<b>71</b>	<b>35,697,733</b>	<b>0</b>	<b>4,260,538</b>	<b>11,902,653</b>	<b>11,086,114</b>	<b>8,448,428</b>		

Buget 2020									
Denumire indicatori	Cod Indicator	Prevederi anuale				Prevederi trimestriale			
		Buget initial	din care credite bugetare destinate stingerii platilor restante	Trim I	Trim II	Trim III	Trim IV		
A	B	1=5+6+7+8	4	5	6	7	8		
Active fixe (cod 71.01.01 la 71.01.03+71.01.30)	71.01	35,697,733	0	4,260,538	11,902,653	11,086,114	8,448,428		
Constructii	71.01.01	35,346,413	0	4,178,118	11,660,753	11,066,114	8,441,428		
Masini, echipamente si mijloace de transport	71.01.02	37,420	0	22,420	15,000	0	0		
Mobilier, aparatura biroutica si alte active corporale	71.01.03	313,900	0	60,000	226,900	20,000	7,000		

Ordonator principal de credite  
Emilian Oprea



Director Economic  
Gabriela Soare

BUGET LOCAL AN 2020 - Sursa E/F/G

ANEXA 2

-lei-

Cod	Denumire indicator	BUGET 2020					
		PREVEDERI ANUALE		PREVEDERI TRIMESTRIALE			
		TOTAL	din care credite bugetare destinate stingerii platilor restante	Trim I	Trim II	Trim III	Trim IV
A	B	1=3+4+5+6	2	3	4	5	6
	SECTIUNEA DE FUNCTIONARE + SECTIUNE DE DEZVOLTARE						
000110	TOTAL VENITURI	1,582,340		406,910	398,660	376,860	399,910
499010	VENITURI PROPRII	505,200		137,000	135,000	98,200	135,000
000210	I. VENITURI CURENTE	505,200		137,000	135,000	98,200	135,000
001210	C. VENITURI NEFISCALE	505,200		137,000	135,000	98,200	135,000
001310	C1. VENITURI DIN PROPRIETATE	102,000		27,000	25,000	25,000	25,000
3010	Venituri din proprietate	102,000		27,000	25,000	25,000	25,000
301005	Venituri din concesiuni si inchirieri	102,000		27,000	25,000	25,000	25,000
30100530	Alte venituri din concesiuni si inchirieri de catre institutiile publice	102,000		27,000	25,000	25,000	25,000
001410	C2. VANZARI DE BUNURI SI SERVICII	403,200		110,000	110,000	73,200	110,000
3310	Venituri din prestari de servicii si alte activitati	403,200		110,000	110,000	73,200	110,000
331014	Contributia elevilor si studentilor pentru internate, camine si cantine	403,200		110,000	110,000	73,200	110,000
001710	IV. SUBVENTII	1,077,140		269,910	263,660	278,660	264,910
001810	SUBVENTII DE LA ALTE NIVELE ALE ADMINISTRATIEI PUBLICE	1,077,140		269,910	263,660	278,660	264,910
4310	Subventii de la alte administratii	1,077,140		269,910	263,660	278,660	264,910
431009	Subventii pentru institutii publice	1,077,140		269,910	263,660	278,660	264,910
4910	TOTAL CHELTUIELI	1,629,140	0	430,310	422,060	376,860	399,910
01	CHELTUIELI CURENTE	1,629,140	0	430,310	422,060	376,860	399,910
10	TITLUL I CHELTUIELI DE PERSONAL	322,640	0	74,910	80,160	80,660	86,910
1001	Cheltuieli salariale in bani	308,500	0	73,270	78,410	78,910	77,910
100101	Salarii de baza	285,000	0	68,400	72,200	72,200	72,200

BUGET 2020							
Cod	Denumire indicator	PREVEDERI ANUALE		PREVEDERI TRIMESTRIALE			
		TOTAL	din care credite bugetare destinate stingerii platilor restante	Trim I	Trim II	Trim III	Trim IV
A	B	1=3+4+5+6	2	3	4	5	6
100113	Indemnizatii de delegare	3,000	0	0	1,000	1,500	500
100117	Indemnizatii de hrana	20,500	0	4,870	5,210	5,210	5,210
1002	Cheltuieli salariale in natura	7,250	0	0	0	0	7,250
100206	Vouchere de vacanta	7,250	0	0	0	0	7,250
1003	Contributii	6,890	0	1,640	1,750	1,750	1,750
100307	Contributia asiguratorie pentru munca	6,890	0	1,640	1,750	1,750	1,750
20	TITLUL II BUNURI SI SERVICII	1,306,500	0	355,400	341,900	296,200	313,000
2001	Bunuri si servicii	690,400	0	167,900	175,000	180,000	167,500
200101	Furnituri de birou	10,000	0	0	2,500	3,500	4,000
200102	Materiale pentru curatenie	10,000	0	1,000	3,000	3,000	3,000
200103	Încalzit, iluminat si forta motrica	150,000	0	50,000	40,000	30,000	30,000
200104	Apa, canal si salubritate	8,000	0	1,500	2,000	2,500	2,000
200105	Carburanti si lubrifianti	4,000	0	1,000	1,000	1,000	1,000
200106	Piese de schimb	4,500	0	1,000	1,000	1,000	1,500
200107	Transport	2,500	0	500	1,000	500	500
200108	Posta, telecomunicatii, radio, tv, internet	5,000	0	1,500	1,500	1,500	500
200109	Materiale si prestari de servicii cu caracter functional	355,000	0	75,000	90,000	100,000	90,000
200130	Alte bunuri si servicii pentru întretinere si functionare	141,400	0	36,400	33,000	37,000	35,000
2002	Reparatii curente	10,000	0	2,500	2,500	2,500	2,500
2003	Hrana	450,000	0	133,400	133,400	73,200	110,000
200301	Hrana pentru oameni	450,000	0	133,400	133,400	73,200	110,000
2004	Medicamente si materiale sanitare	5,000	0	2,000	2,000	1,000	0
200401	Medicamente	2,000	0	1,000	1,000	0	0
200402	Materiale sanitare	3,000	0	1,000	1,000	1,000	0
2005	Bunuri de natura obiectelor de inventar	80,300	0	30,300	20,000	20,000	10,000
200501	Uniforme si echipament	30,000	0	10,000	5,000	10,000	5,000
200530	Alte obiecte de inventar	50,300	0	20,300	15,000	10,000	5,000

BUGET 2020							
Cod	Denumire indicator	PREVEDERI ANUALE		PREVEDERI TRIMESTRIALE			
		TOTAL	din care credite bugetare destinate stingerii platilor restante	Trim I	Trim II	Trim III	Trim IV
A	B	1=3+4+5+6	2	3	4	5	6
2006	Depasari, detasari, transferari	3,800	0	1,300	1,000	1,500	0
200601	Deplasari interne, detasari, transferari	3,800	0	1,300	1,000	1,500	0
2013	Pregatire profesionala	4,000	0	1,000	1,000	1,000	1,000
2014	Protectia muncii	8,000	0	2,000	2,000	2,000	2,000
2030	Alte cheltuieli	55,000	0	15,000	5,000	15,000	20,000
203030	Alte cheltuieli cu bunuri si servicii	55,000	0	15,000	5,000	15,000	20,000
6310	Partea a III-a Cheltuieli Social - Culturale	1,629,140	0	430,310	422,060	376,860	399,910
6510	Invatamant	452,000	0	135,400	133,400	73,200	110,000
01	CHELTUIELI CURENTE	452,000	0	135,400	133,400	73,200	110,000
20	TITLUL II BUNURI SI SERVICII	452,000	0	135,400	133,400	73,200	110,000
2001	Bunuri si servicii	1,400	0	1,400	0	0	0
200130	Alte bunuri si servicii pentru intretinere si functionare	1,400	0	1,400	0	0	0
2003	Hrana	450,000	0	133,400	133,400	73,200	110,000
200301	Hrana pentru oameni	450,000	0	133,400	133,400	73,200	110,000
2005	Bunuri de natura obiectelor de inventar	300	0	300	0	0	0
200530	Alte obiecte de inventar	300	0	300	0	0	0
2006	Depasari, detasari, transferari	300	0	300	0	0	0
200601	Deplasari interne, detasari, transferari	300	0	300	0	0	0
651003	Invatamant prescolar si primar	450,000	0	133,400	133,400	73,200	110,000
65100301	Invatamant prescolar	450,000	0	133,400	133,400	73,200	110,000
651004	Invatamant secundar	2,000	0	2,000	0	0	0
65100401	Invatamant secundar inferior	2,000	0	2,000	0	0	0
6710	Cultura, recreere si religie	1,177,140	0	294,910	288,660	303,660	289,910
01	CHELTUIELI CURENTE	1,177,140	0	294,910	288,660	303,660	289,910
10	TITLUL I CHELTUIELI DE PERSONAL	322,640	0	74,910	80,160	80,660	86,910
1001	Cheltuieli salariale in bani	308,500	0	73,270	78,410	78,910	77,910
100101	Salarii de baza	285,000	0	68,400	72,200	72,200	72,200

Buzet 2020										
Cod	Denumire indicator	PREVEDERI ANUALE			PREVEDERI TRIMESTRIALE					
		TOTAL	din care credite bugetare destinate stingerii platilor restante	2	Trim I	Trim II	Trim III	Trim IV		
A	B	1=3+4+5+6		3	4	5	6			
100113	Indemnizatii de delegare	3,000	0	0	1,000	1,500	500			
100117	Indemnizatii de hrana	20,500	0	4,870	5,210	5,210	5,210			
1002	Cheltuieli salariale in natura	7,250	0	0	0	0	7,250			
100206	Vouchere de vacanta	7,250	0	0	0	0	7,250			
1003	Contributii	6,890	0	1,640	1,750	1,750	1,750			
100307	Contributia asiguratorie pentru munca	6,890	0	1,640	1,750	1,750	1,750			
20	TITLUL II BUNURI SI SERVICII	854,500	0	220,000	208,500	223,000	203,000			
2001	Bunuri si servicii	689,000	0	166,500	175,000	180,000	167,500			
200101	Furnituri de birou	10,000	0	0	2,500	3,500	4,000			
200102	Materiale pentru curatenie	10,000	0	1,000	3,000	3,000	3,000			
200103	Încalzit, iluminat si forta motrica	150,000	0	50,000	40,000	30,000	30,000			
200104	Apa, canal si salubritate	8,000	0	1,500	2,000	2,500	2,000			
200105	Carburanti si lubrifianti	4,000	0	1,000	1,000	1,000	1,000			
200106	Piese de schimb	4,500	0	1,000	1,000	1,000	1,500			
200107	Transport	2,500	0	500	1,000	500	500			
200108	Posta, telecomunicatii, radio, tv, internet	5,000	0	1,500	1,500	1,500	500			
200109	Materiale si prestari de servicii cu caracter functional	355,000	0	75,000	90,000	100,000	90,000			
200130	Alte bunuri si servicii pentru întretinere si functionare	140,000	0	35,000	33,000	37,000	35,000			
2002	Reparatii curente	10,000	0	2,500	2,500	2,500	2,500			
2004	Medicamente si materiale sanitare	5,000	0	2,000	2,000	1,000	0			
200401	Medicamente	2,000	0	1,000	1,000	0	0			
200402	Materiale sanitare	3,000	0	1,000	1,000	1,000	0			
2005	Bunuri de natura obiectelor de inventar	80,000	0	30,000	20,000	20,000	10,000			
200501	Uniforme si echipament	30,000	0	10,000	5,000	10,000	5,000			
200530	Alte obiecte de inventar	50,000	0	20,000	15,000	10,000	5,000			
2006	Depasari, detasari, transferari	3,500	0	1,000	1,000	1,500	0			
200601	Deplasari interne, detasari, transferari	3,500	0	1,000	1,000	1,500	0			

Buget 2020							
Cod	Denumire indicator	PREVEDERI ANUALE		PREVEDERI TRIMESTRIALE			
		TOTAL	din care credite bugetare destinate stingerii platilor restante	Trim I	Trim II	Trim III	Trim IV
A	B	1=3+4+5+6	2	3	4	5	6
2013	Pregatire profesionala	4,000	0	1,000	1,000	1,000	1,000
2014	Protectia muncii	8,000	0	2,000	2,000	2,000	2,000
2030	Alte cheltuieli	55,000	0	15,000	5,000	15,000	20,000
203030	Alte cheltuieli cu bunuri si servicii	55,000	0	15,000	5,000	15,000	20,000
671005	Servicii recreative si sportive	1,177,140	0	294,910	288,660	303,660	289,910
67100501	Sport	1,177,140	0	294,910	288,660	303,660	289,910
9610	Rezerve, Excedent/Deficit	-46,800	0	-23,400	-23,400	0	0
9710-	Rezerve	0	0	0	0	0	0
9810	Excedent	0	0	0	0	0	0
981096	Excedentul sectiunii de functionare	0	0	0	0	0	0
981097	Excedentul sectiunii de dezvoltare	0	0	0	0	0	0
9910	Deficit	46,800	0	23,400	23,400	0	0
991096	Deficitul sectiunii de functionare	46,800	0	23,400	23,400	0	0
991097	Deficitul sectiunii de dezvoltare	0	0	0	0	0	0

ORDONATOR PRINCIPAL DE CREDITE

Emilian Oprea



Director Economic

Gabriela Spare

Formular 11/06

## Detalierea Cheltuielilor Sursa E/F/G 2020

Capitol/subcapitol/paragraf: 49.10 - TOTAL CHELTUIELI

-lei-

Denumire indicatori	Cod Indicator	Buget 2020							
		Prevederi anuale		Prevederi trimestriale				Trim IV	
		Buget initial	din care credite bugetare destinate stingerii platilor restante	Trim I	Trim II	Trim III	Trim IV		
A	B	1=5+6+7+8	4	5	6	7	8		
TOTAL CHELTUIELI (SECTIUNEA DE FUNCTIONARE + SECTIUNEA DE DEZVOLTARE)	00	1,629,140	0	430,310	422,060	376,860	399,910		
CHELTUIELI CURENTE	01	1,629,140	0	430,310	422,060	376,860	399,910		
TITLUL I CHELTUIELI DE PERSONAL	10	322,640	0	74,910	80,160	80,660	86,910		
Cheletuilei salariale in bani	10.01	308,500	0	73,270	78,410	78,910	77,910		
Salarii de baza	10.01.01	285,000	0	68,400	72,200	72,200	72,200		
Indemnizatii de delegare	10.01.13	3,000	0	0	1,000	1,500	500		
Indemnizatii de hrana	10.01.17	20,500	0	4,870	5,210	5,210	5,210		
Cheletuilei salariale in natura	10.02	7,250	0	0	0	0	7,250		
Vouchere de vacanta	10.02.06	7,250	0	0	0	0	7,250		
Contributii	10.03	6,890	0	1,640	1,750	1,750	1,750		
Contributia asiguratorie pentru munca	10.03.07	6,890	0	1,640	1,750	1,750	1,750		
TITLUL II BUNURI SI SERVICII	20	1,306,500	0	355,400	341,900	296,200	313,000		
Bunuri si servicii	20.01	690,400	0	167,900	175,000	180,000	167,500		
Furnituri de birou	20.01.01	10,000	0	0	2,500	3,500	4,000		
Materiale pentru curatenie	20.01.02	10,000	0	1,000	3,000	3,000	3,000		
Încalzit, iluminat si forta motrica	20.01.03	150,000	0	50,000	40,000	30,000	30,000		
Apa, canal si salubritate	20.01.04	8,000	0	1,500	2,000	2,500	2,000		
Carburanti si lubrifianti	20.01.05	4,000	0	1,000	1,000	1,000	1,000		
Piese de schimb	20.01.06	4,500	0	1,000	1,000	1,000	1,500		



Buget 2020									
Denumire indicatori	Cod Indicator	Prevederi anuale				Prevederi trimestriale			
		Buget initial	din care credite bugetare destinate stingerii platilor restante	Trim I	Trim II	Trim III	Trim IV		
A	B	1=5+6+7+8	4	5	6	7	8		
Transport	20.01.07	2,500	0	500	1,000	500	500		
Posta, telecomunicatii, radio, tv, internet	20.01.08	5,000	0	1,500	1,500	1,500	500		
Materiale si prestari de servicii cu caracter functional	20.01.09	355,000	0	75,000	90,000	100,000	90,000		
Alte bunuri si servicii pentru intretinere si functionare	20.01.30	141,400	0	36,400	33,000	37,000	35,000		
<b>Reparatii curente</b>	<b>20.02.00</b>	<b>10,000</b>	<b>0</b>	<b>2,500</b>	<b>2,500</b>	<b>2,500</b>	<b>2,500</b>		
Hrana	20.03	450,000	0	133,400	133,400	73,200	110,000		
Hrana pentru oameni	20.03.01	450,000	0	133,400	133,400	73,200	110,000		
<b>Medicamente si materiale sanitare</b>	<b>20.04</b>	<b>5,000</b>	<b>0</b>	<b>2,000</b>	<b>2,000</b>	<b>1,000</b>	<b>0</b>		
Medicamente	20.04.01	2,000	0	1,000	1,000	0	0		
Materiale sanitare	20.04.02	3,000	0	1,000	1,000	1,000	0		
<b>Bunuri de natura obiectelor de inventar</b>	<b>20.05</b>	<b>80,300</b>	<b>0</b>	<b>30,300</b>	<b>20,000</b>	<b>20,000</b>	<b>10,000</b>		
Uniforme si echipament	20.05.01	30,000	0	10,000	5,000	10,000	5,000		
Alte obiecte de inventar	20.05.30	50,300	0	20,300	15,000	10,000	5,000		
<b>Diplasari, detasari, transferari</b>	<b>20.06</b>	<b>3,800</b>	<b>0</b>	<b>1,300</b>	<b>1,000</b>	<b>1,500</b>	<b>0</b>		
Deplasari interne, detasari, transferari	20.06.01	3,800	0	1,300	1,000	1,500	0		
<b>Pregatire profesionala</b>	<b>20.13.00</b>	<b>4,000</b>	<b>0</b>	<b>1,000</b>	<b>1,000</b>	<b>1,000</b>	<b>1,000</b>		
Protectia muncii	20.14.00	8,000	0	2,000	2,000	2,000	2,000		
Alte cheltuieli	20.30	55,000	0	15,000	5,000	15,000	20,000		
Alte cheltuieli cu bunuri si servicii	20.30.30	55,000	0	15,000	5,000	15,000	20,000		
<b>TOTAL CHELTUIELISECTIUNEA DE FUNCTIONARE (cod 01+79+83+84)</b>	<b>00</b>	<b>1,629,140</b>	<b>0</b>	<b>430,310</b>	<b>422,060</b>	<b>376,860</b>	<b>399,910</b>		
<b>CHELTUIELI CURENTE (cod 10+20+30+40+50+51SF+55SF+57+59)</b>	<b>01</b>	<b>1,629,140</b>	<b>0</b>	<b>430,310</b>	<b>422,060</b>	<b>376,860</b>	<b>399,910</b>		
<b>TITLUL I CHELTUIELI DE PERSONAL (cod 10.01+10.02+10.03)</b>	<b>10</b>	<b>322,640</b>	<b>0</b>	<b>74,910</b>	<b>80,160</b>	<b>80,660</b>	<b>86,910</b>		
<b>Cheletuilei salariale in bani (cod 10.01.01+10.01.03 la 10.01.08 +10.01.10 la 10.01.16 +10.01.30)</b>	<b>10.01</b>	<b>308,500</b>	<b>0</b>	<b>73,270</b>	<b>78,410</b>	<b>78,910</b>	<b>77,910</b>		
Salarii de baza	10.01.01	285,000	0	68,400	72,200	72,200	72,200		
Indemnizatii de delegare	10.01.13	3,000	0	0	1,000	1,500	500		
Indemnizatii de hrana	10.01.17	20,500	0	4,870	5,210	5,210	5,210		

Buget 2020									
Denumire indicatori	Cod Indicator	Prevederi anuale				Prevederi trimestriale			
		Buget initial	din care credite bugetare destinate stingerii platilor restante	Trim I	Trim II	Trim III	Trim IV		
A	B	1=5+6+7+8	4	5	6	7	8		
Cheltuieli salariale in natura (cod 10.02.01 la 10.02.05+10.02.30)	10.02	7,250	0	0	0	0	7,250		
Vouchere de vacanta	10.02.06	7,250	0	0	0	0	7,250		
Contributii (cod 10.03.01 la 10.03.06)	10.03	6,890	0	1,640	1,750	1,750	1,750		
Contributia asiguratorie pentru munca	10.03.07	6,890	0	1,640	1,750	1,750	1,750		
TITLUL II BUNURI SI SERVICII (cod 20.01 la 20.06+20.09 la 20.16+20.18 la 20.25+20.27+20.30)	20	1,306,500	0	355,400	341,900	296,200	313,000		
Bunuri si servicii (cod 20.01.01 la 20.01.09+20.01.30)	20.01	690,400	0	167,900	175,000	180,000	167,500		
Furnituri de birou	20.01.01	10,000	0	0	2,500	3,500	4,000		
Materiale pentru curatenie	20.01.02	10,000	0	1,000	3,000	3,000	3,000		
Încalzit, iluminat si forta motrica	20.01.03	150,000	0	50,000	40,000	30,000	30,000		
Apa, canal si salubritate	20.01.04	8,000	0	1,500	2,000	2,500	2,000		
Carburanti si lubrifianti	20.01.05	4,000	0	1,000	1,000	1,000	1,000		
Piese de schimb	20.01.06	4,500	0	1,000	1,000	1,000	1,500		
Transport	20.01.07	2,500	0	500	1,000	500	500		
Posta, telecomunicatii, radio, tv, internet	20.01.08	5,000	0	1,500	1,500	1,500	500		
Materiale si prestari de servicii cu caracter functional	20.01.09	355,000	0	75,000	90,000	100,000	90,000		
Alte bunuri si servicii pentru intretinere si functionare	20.01.30	141,400	0	36,400	33,000	37,000	35,000		
Reparatii curente	20.02.00	10,000	0	2,500	2,500	2,500	2,500		
Hrana (cod 20.03.01+20.03.02)	20.03	450,000	0	133,400	133,400	73,200	110,000		
Hrana pentru oameni	20.03.01	450,000	0	133,400	133,400	73,200	110,000		
Medicamente si materiale sanitare (cod 20.04.01 la 20.04.04)	20.04	5,000	0	2,000	2,000	1,000	0		
Medicamente	20.04.01	2,000	0	1,000	1,000	0	0		
Materiale sanitare	20.04.02	3,000	0	1,000	1,000	1,000	0		
Bunuri de natura obiectelor de inventar (cod 20.05.01+20.05.03+20.05.30)	20.05	80,300	0	30,300	20,000	20,000	10,000		
Uniforme si echipament	20.05.01	30,000	0	10,000	5,000	10,000	5,000		
Alte obiecte de inventar	20.05.30	50,300	0	20,300	15,000	10,000	5,000		
Daplasari, detasari, transferari (cod 20.06.01+20.06.02)	20.06	3,800	0	1,300	1,000	1,500	0		

Buget 2020									
Denumire indicatori	Cod Indicator	Prevederi anuale				Prevederi trimestriale			
		Buget initial	din care credite bugetare destinate stingerii platilor restante	Trim I	Trim II	Trim III	Trim IV		
A	B	1=5+6+7+8	4	5	6	7	8		
Deplasari interne, detasari, transferari	20.06.01	3,800	0	1,300	1,000	1,500	0		
Pregatire profesionala	20.13.00	4,000	0	1,000	1,000	1,000	1,000		
Protectia muncii	20.14.00	8,000	0	2,000	2,000	2,000	2,000		
Alte cheltuieli (cod 20.30.01 la 20.30.04+20.30.06+20.30.07+20.30.09+20.30.30)	20.30	65,000	0	15,000	5,000	15,000	20,000		
Alte cheltuieli cu bunuri si servicii	20.30.30	55,000	0	15,000	5,000	15,000	20,000		

Ordonator principal de credite  
Emilian Oprea



Director Economic  
Gabriela Soare

ANEXA 3

-lei-

## BUGET LOCAL AN 2020 - Sursa C

Formular 11/01

Romania  
Judetul Ilfov  
ORAS CHITILA

Cod	Denumire indicator	PREVEDERI ANUALE				PREVEDERI TRIMESTRIALE			
		TOTAL	din care credite bugetare destinate stingerii platilor restante	Trim I	Trim II	Trim III	Trim IV		
		1=3+4+5+6	2	3	4	5	6		
A	B								
	SECTIUNEA DE FUNCTIONARE + SECTIUNE DE DEZVOLTARE								
4907	TOTAL CHELTUIELI	41,465,820	0	4,431,494	16,107,709	11,106,892	9,819,725		
01	CHELTUIELI CURENTE	29,197,549	0	1,864,711	8,878,550	9,153,345	9,300,943		
58	TITLUL X PROIECTE CU FINANTARE DIN FONDURI EXTERNE NERAMBURSABILE AFERENTE CADRULUI FINANCIAR 2014- 2020	29,197,549	0	1,864,711	8,878,550	9,153,345	9,300,943		
5801	Programe din Fondul European de Dezvoltare (FEDR)	29,197,549	0	1,864,711	8,878,550	9,153,345	9,300,943		
580101	Finantare nationala	14,538,380	0	1,714,141	4,529,674	4,538,726	3,755,839		
580102	Finantare externa nerambursabila	14,659,169	0	150,570	4,348,876	4,614,619	5,545,104		
70	CHELTUIELI DE CAPITAL	12,268,271	0	2,566,783	7,229,159	1,953,547	518,782		
71	TITLUL XIII ACTIVE NEFINANCIARE	12,268,271	0	2,566,783	7,229,159	1,953,547	518,782		
7101	Active fixe	12,268,271	0	2,566,783	7,229,159	1,953,547	518,782		
710101	Constructii	9,268,271	0	2,566,783	4,229,159	1,953,547	518,782		
710102	Masini, echipamente si mijloace de transport	3,000,000	0	0	3,000,000	0	0		
5007	Partea I-a Servicii publice generale	350,000	0	350,000	0	0	0		
5107	Autoritati publice si actiuni externe	350,000	0	350,000	0	0	0		
70	CHELTUIELI DE CAPITAL	350,000	0	350,000	0	0	0		
71	TITLUL XIII ACTIVE NEFINANCIARE	350,000	0	350,000	0	0	0		
7101	Active fixe	350,000	0	350,000	0	0	0		
710101	Constructii	350,000	0	350,000	0	0	0		
510701	Autoritati executive si legislative	350,000	0	350,000	0	0	0		
51070103	Autoritati executive	350,000	0	350,000	0	0	0		
6307	Partea a III-a Cheltuieli Social - Culturale	15,472,464	0	2,461,291	6,375,814	4,106,958	2,528,401		


BUGET 2020									
Cod	Denumire indicator	PREVEDERI ANUALE			PREVEDERI TRIMESTRIALE				
		TOTAL	din care credite bugetare destinate stingerii platilor restante	Trim I	Trim II	Trim III	Trim IV		
A	B	1=3+4+5+6	2	3	4	5	6		
6507	Invatamant	7,744,028	0	342,844	2,339,332	2,535,451	2,526,401		
01	CHELTUIELI CURENTE	6,308,028	0	239,748	2,029,374	2,031,287	2,007,619		
58	TITLUL X PROIECTE CU FINANTARE DIN FONDURI EXTERNE NERAMBURSABILE AFERENTE CADRULUI FINANCIAR 2014- 2020	6,308,028	0	239,748	2,029,374	2,031,287	2,007,619		
5801	Programe din Fondul European de Dezvoltare (FEDR)	6,308,028	0	239,748	2,029,374	2,031,287	2,007,619		
580101	Finantare nationala	6,308,028	0	239,748	2,029,374	2,031,287	2,007,619		
70	CHELTUIELI DE CAPITAL	1,436,000	0	103,096	309,958	504,164	518,782		
71	TITLUL XIII ACTIVE NEFINANCIARE	1,436,000	0	103,096	309,958	504,164	518,782		
7101	Active fixe	1,436,000	0	103,096	309,958	504,164	518,782		
710101	Constructii	1,436,000	0	103,096	309,958	504,164	518,782		
650703	Invatamant prescolar si primar	1,436,000	0	103,096	309,958	504,164	518,782		
65070301	Invatamant prescolar	1,436,000	0	103,096	309,958	504,164	518,782		
650704	Invatamant secundar	6,308,028	0	239,748	2,029,374	2,031,287	2,007,619		
65070401	Invatamant secundar inferior	6,308,028	0	239,748	2,029,374	2,031,287	2,007,619		
6607	Sanatate	7,219,929	0	1,851,345	3,919,201	1,449,383	0		
70	CHELTUIELI DE CAPITAL	7,219,929	0	1,851,345	3,919,201	1,449,383	0		
71	TITLUL XIII ACTIVE NEFINANCIARE	7,219,929	0	1,851,345	3,919,201	1,449,383	0		
7101	Active fixe	7,219,929	0	1,851,345	3,919,201	1,449,383	0		
710101	Constructii	7,219,929	0	1,851,345	3,919,201	1,449,383	0		
660750	Alte cheltuieli in domeniul sanatatii	7,219,929	0	1,851,345	3,919,201	1,449,383	0		
66075050	Alte institutii si actiuni sanitare	7,219,929	0	1,851,345	3,919,201	1,449,383	0		
6707	Cultura, recreere si religie	508,507	0	267,102	117,281	122,124	2,000		
01	CHELTUIELI CURENTE	246,165	0	4,760	117,281	122,124	2,000		
58	TITLUL X PROIECTE CU FINANTARE DIN FONDURI EXTERNE NERAMBURSABILE AFERENTE CADRULUI FINANCIAR 2014- 2020	246,165	0	4,760	117,281	122,124	2,000		
5801	Programe din Fondul European de Dezvoltare (FEDR)	246,165	0	4,760	117,281	122,124	2,000		
580101	Finantare nationala	246,165	0	4,760	117,281	122,124	2,000		
70	CHELTUIELI DE CAPITAL	262,342	0	262,342	0	0	0		

Buget 2020												
Cod	Denumire indicator	PREVEDERI ANUALE			PREVEDERI TRIMESTRIALE							
		TOTAL	din care credite bugetare destinate stingerii platilor restante	Trim I	Trim II	Trim III	Trim IV	Trim I	Trim II	Trim III	Trim IV	
A	B	1=3+4+5+6	2	3	4	5	6					
71	TITLUL XIII ACTIVE NEFINANCIARE	262,342	0	262,342	0	0	0	0	0	0	0	0
7101	Active fixe	262,342	0	262,342	0	0	0	0	0	0	0	0
710101	Constructii	262,342	0	262,342	0	0	0	0	0	0	0	0
670705	Servicii recreative si sportive	508,507	0	267,102	117,281	122,124	2,000	0	0	0	0	0
67070501	Sport	121,342	0	121,342	0	0	0	0	0	0	0	0
67070503	Intrtinere gradini publice, parcuri, zone verzi, baze sportive si de agrement	387,165	0	145,760	117,281	122,124	2,000	0	0	0	0	0
690700	Partea a IV-a Servicii si Dezvoltare publica, Locuinte, Mediu si Ape	22,643,356	0	1,620,203	6,731,895	6,999,934	7,291,324	0	0	0	0	0
7007	Locuinte, servicii si dezvoltare publica	22,643,356	0	1,620,203	6,731,895	6,999,934	7,291,324	0	0	0	0	0
01	CHELTUIELI CURENTE	22,643,356	0	1,620,203	6,731,895	6,999,934	7,291,324	0	0	0	0	0
58	TITLUL X PROIECTE CU FINANTARE DIN FONDURI EXTERNE NERAMBURSABILE AFERENTE CADRULUI FINANCIAR 2014- 2020	22,643,356	0	1,620,203	6,731,895	6,999,934	7,291,324	0	0	0	0	0
5801	Programe din Fondul European de Dezvoltare (FEDR)	22,643,356	0	1,620,203	6,731,895	6,999,934	7,291,324	0	0	0	0	0
580101	Finantare nationala	7,984,187	0	1,468,633	2,383,019	2,385,315	1,746,220	0	0	0	0	0
580102	Finantare externa nerambursabila	14,659,169	0	150,570	4,348,876	4,614,619	5,545,104	0	0	0	0	0
700706	Iluminat public si electrificari rurale	18,640,774	0	188,143	5,435,867	5,768,526	7,248,238	0	0	0	0	0
700750	Alte servicii in domeniile locuintelor, serviciilor si dezvoltarii comunale	4,002,582	0	1,432,060	1,295,028	1,231,408	43,086	0	0	0	0	0
7907	Partea a V-a Actiuni economice	3,000,000	0	0	3,000,000	0	0	0	0	0	0	0
8407	Transporturi	3,000,000	0	0	3,000,000	0	0	0	0	0	0	0
70	CHELTUIELI DE CAPITAL	3,000,000	0	0	3,000,000	0	0	0	0	0	0	0
71	TITLUL XIII ACTIVE NEFINANCIARE	3,000,000	0	0	3,000,000	0	0	0	0	0	0	0
7101	Active fixe	3,000,000	0	0	3,000,000	0	0	0	0	0	0	0
710102	Masini, echipamente si mijloace de transport	3,000,000	0	0	3,000,000	0	0	0	0	0	0	0
840703	Transport rutier	3,000,000	0	0	3,000,000	0	0	0	0	0	0	0
84070302	Transport in comun	3,000,000	0	0	3,000,000	0	0	0	0	0	0	0
9607	Rezerve, Excedent/Deficit	-41,465,820	0	-4,431,494	-16,107,709	-11,106,892	-9,819,725	0	0	0	0	0
9707	Rezerve	0	0	0	0	0	0	0	0	0	0	0
9807	Excedent	0	0	0	0	0	0	0	0	0	0	0
980796	Excedentul sectiunii de functionare	0	0	0	0	0	0	0	0	0	0	0

Buzet 2020							
Cod	Denumire indicator	PREVEDERI ANUALE		PREVEDERI TRIMESTRIALE			
		TOTAL	din care credite bugetare destinate stingerii platilor restante	Trim I	Trim II	Trim III	Trim IV
A	B	1=3+4+5+6	2	3	4	5	6
980797	Excedentul sectiunii de dezvoltare	0	0	0	0	0	0
9907	Deficit	41,465,820	0	4,431,494	16,107,709	11,106,892	9,819,725
990796	Deficitul sectiunii de functionare	0	0	0	0	0	0
990797	Deficitul sectiunii de dezvoltare	41,465,820	0	4,431,494	16,107,709	11,106,892	9,819,725

**ORDONATOR PRINCIPAL DE CREDITE**

Emilian Oprea



Director Economic

Gabriela Soare

Formular 11/06

## Detalierea Cheltuielilor Sursa C - Credite 2020

Capitol/subcapitol/paragraf: 49.07 - TOTAL CHELTUIELI

-lei-

Denumire indicatori	Cod Indicator	Buget 2020							
		Prevederi anuale		Prevederi trimestriale				Trim IV	
		Buget initial	din care credite bugetare destinate stingerii platilor restante	Trim I	Trim II	Trim III	Trim IV		
A	B	1=5+6+7+8	4	5	6	7	8		
TOTAL CHELTUIELI (SECTIUNEA DE FUNCTIONARE + SECTIUNEA DE DEZVOLTARE)	00	41,465,820	0	4,431,494	16,107,709	11,106,892	9,819,725		
CHELTUIELI CURENTE	01	29,197,549	0	1,864,711	8,878,550	9,153,345	9,300,943		
TITLUL X PROIECTE CU FINANTARE DIN FONDURI EXTERNE NERAMBURSABILE AFERENTE CADRULUI FINANCIAR 2014-2020	58	29,197,549	0	1,864,711	8,878,550	9,153,345	9,300,943		
Programe din Fondul European de Dezvoltare (FEDR)	58.01	29,197,549	0	1,864,711	8,878,550	9,153,345	9,300,943		
Finantare nationala	58.01.01	14,538,380	0	1,714,141	4,529,674	4,538,726	3,755,839		
Finantare externa nerambursabila	58.01.02	14,659,169	0	150,570	4,348,876	4,614,619	5,545,104		
CHELTUIELI DE CAPITAL	70	12,268,271	0	2,566,783	7,229,159	1,953,547	518,782		
TITLUL XIII ACTIVE NEFINANCIARE	71	12,268,271	0	2,566,783	7,229,159	1,953,547	518,782		
Active fixe	71.01	12,268,271	0	2,566,783	7,229,159	1,953,547	518,782		
Constructii	71.01.01	9,268,271	0	2,566,783	4,229,159	1,953,547	518,782		
Masini, echipamente si mijloace de transport	71.01.02	3,000,000	0	0	3,000,000	0	0		
TOTAL CHELTUIELI SECTIUNEA DE DEZVOLTARE (cod 51+55+56+70+79+84)	00	41,465,820	0	4,431,494	16,107,709	11,106,892	9,819,725		
TITLUL X PROIECTE CU FINANTARE DIN FONDURI EXTERNE NERAMBURSABILE AFERENTE CADRULUI FINANCIAR 2014-2020(cod. 58.06+58.07+58.08+58.09+58.10)	58	29,197,549	0	1,864,711	8,878,550	9,153,345	9,300,943		
Programe din Fondul European de Dezvoltare (FEDR)	58.01	29,197,549	0	1,864,711	8,878,550	9,153,345	9,300,943		
Finantare nationala	58.01.01	14,538,380	0	1,714,141	4,529,674	4,538,726	3,755,839		
Finantare externa nerambursabila	58.01.02	14,659,169	0	150,570	4,348,876	4,614,619	5,545,104		



Buget 2020									
Denumire indicatori	Cod Indicator	Prevederi anuale		Prevederi trimestriale				Trim IV	
		Buget initial	din care credite bugetare destinate stingerii platilor restante	Trim I	Trim II	Trim III	Trim IV		
A	B	1=5+6+7+8	4	5	6	7	8		
CHELTUIELI DE CAPITAL (cod 71+72+75)	70	12,268,271	0	2,566,783	7,229,159	1,953,547	518,782		
TITLUL XIII ACTIVE NEFINANCIARE (cod 71.01 + 71.03)	71	12,268,271	0	2,566,783	7,229,159	1,953,547	518,782		
Active fixe (cod 71.01.01 la 71.01.03+71.01.30)	71.01	12,268,271	0	2,566,783	7,229,159	1,953,547	518,782		
Constructii	71.01.01	9,268,271	0	2,566,783	4,229,159	1,953,547	518,782		
Masini, echipamente si mijloace de transport	71.01.02	3,000,000	0	0	3,000,000	0	0		

Ordonator principal de credite  
Emilian Oprea



Sef Serviciu Buget -Contabilitate


Director Economic  
Gabriela Soare

Lista de investitii 2020  
fara PNDL si POR

Nr. crt.	Tipul si obiectul contractului	Titlu, articol, alineat	Valoare totala estimata cu TVA	Sursa de finantare				Repartizarea pe trimestre				
				Buget local	Excedent	CJI	Credit	I	II	III	IV	TOTAL
	<b>TOTAL investitii Buget</b>		<b>22,203,096</b>	<b>11,370,825</b>	<b>0</b>		<b>10,832,271</b>	<b>4,284,374</b>	<b>11,951,855</b>	<b>4,283,596</b>	<b>1,683,271</b>	<b>22,203,096</b>
	<b>Lucrari in continuare</b>		<b>18,471,776</b>				<b>7,482,271</b>	<b>3,851,954</b>	<b>8,679,955</b>	<b>4,263,596</b>	<b>1,676,271</b>	<b>18,471,776</b>
1	Capitol 51.02 - Autoritati executive		943,538	943,538	0		0	34,320	909,218	0	0	943,538
2	Capitol 65.02 - Invatamant		68,000	68,000	0		0	0	68,000	0	0	68,000
2.1	Capitol 65.02.03.01 - Gradinite		68,000	68,000	0		0	0	68,000	0	0	68,000
3	Capitol 66.02.50 - Sanatare		7,312,773	92,844	0		7,219,929	1,892,400	3,955,990	1,464,383	0	7,312,773
	<b>Realizare CENTRUL MEDICAL CHITILA</b>		<b>7,312,773</b>	<b>92,844</b>	<b>0</b>	<b>0</b>	<b>7,219,929</b>	<b>1,892,400</b>	<b>3,955,990</b>	<b>1,464,383</b>	<b>0</b>	<b>7,312,773</b>
4	Capitol 67.02 - Cultura, recreere, religie		1,143,779	881,437	0		262,342	556,281	506,326	46,172	35,000	1,143,779
4.1	Capitol 67.02.03.06 - Casa de Cultura		69,272	69,272	0		0	0	0	34,272	35,000	69,272
4.2	Capitol 67.02.05.01 - Sala Sport		891,607	770,265	0		121,342	385,281	506,326	0	0	891,607
4.3	67.05.03 - Parcuri		182,900	41,900	0		141,000	171,000	0	11,900	0	182,900
5	Capitol 70.02 - Gospodarie -		270,777	270,777	0		0	115,997	121,450	33,330	0	270,777
5.1	Capitol 70.02.05.01 - Alimentare cu apa		82,300	82,300	0		0	9,520	39,450	33,330	0	82,300
5.2	Iluminat public - 70.02.06		104,477	104,477	0		0	104,477	0	0	0	104,477
5.3	Locuinte 70.02.50 - Locuinte		84,000	84,000	0		0	2,000	82,000	0	0	84,000
6	Capitol 74.02.06 - Protectia Mediului -		1,707,845	1,707,845	0		0	210,520	576,750	262,664	657,911	1,707,845
7	Extindere canalizare		7,025,064	7,025,064	0		0	1,042,436	2,542,221	2,457,047	983,360	7,025,064
7.1	84.03.02 - Transport		190,961	190,961	0		0	190,961	0	0	0	190,961
7.2	84.03.03 - Strazi		6,834,103	6,834,103	0		0	851,475	2,542,221	2,457,047	983,360	6,834,103
	<b>Dotari</b>		<b>3,731,320</b>	<b>381,320</b>	<b>0</b>	<b>0</b>	<b>3,350,000</b>	<b>432,420</b>	<b>3,271,900</b>	<b>20,000</b>	<b>7,000</b>	<b>3,731,320</b>
1	51.01.03 - Administratie		556,000	206,000	0		350,000	410,000	119,000	20,000	7,000	556,000

2	65.03.01 - Gradinite		7,000	7,000	0	0	0	7,000	0	0	7,000
3	67.05.03 - Parcouri		168,320	168,320	0	0	22,420	145,900	0	0	168,320
5	84.03.02 - Transport		3,000,000	0	0	0	3,000,000	3,000,000	0	0	3,000,000

Director Economic  
Gabriela Soare




Responsabili investitii:

Ionica Constantin

Elena Petre

Stefan Dragomirescu


Mihai Armasu



Lista obiectivelor de investitii pentru anul 2020 finantate din Programul National de Dezvoltare Locala (PNDL) si alte fonduri nationale

Anexa 5 la H.C.L. nr. 24 /19.02.2020

Nr. crt.	Denumire obiectiv	1	2	valoare totala	3	valoare totala actualizata	Prevederi 2020					9	din care		12	13
							4	5	6	7	8		10	11		
0	TOTAL GENERAL	26,273,227	4,133,143	1,436,000	0	20,704,084	26,273,227	5,569,143	20,704,084	0	20,704,084	0	0	0	0	
A.	Lucrari in continuare	26,273,227	4,133,143	1,436,000	0	20,704,084	26,273,227	5,569,143	20,704,084	0	20,704,084	0	0	0	0	
1	<b>Invatamant (65.02)</b>	19,319,002	2,649,701	1,436,000	0	15,233,301	19,319,002	4,095,701	15,233,301	0	15,233,301	0	0	0	0	
a.	Scoala Ion Visoiu	5,478,766	286,462	1,436,000	0	5,192,304	5,478,766	286,462	5,192,304	0	5,192,304	0	0	0	0	
b.	Scoala Ion Olteanu	2,579,786	886,315	0	0	1,693,471	2,579,786	886,315	1,693,471	0	1,693,471	0	0	0	0	
c.	Scoala Rudeni	2,217,513	989,681	0	0	1,227,832	2,217,513	989,681	1,227,832	0	1,227,832	0	0	0	0	
d.	Gradinita Voinicel 2	5,321,455	33,885	1,436,000	0	3,851,470	5,321,455	1,469,985	3,851,470	0	3,851,470	0	0	0	0	
e.	Cresa	3,721,482	453,258	0	0	3,268,224	3,721,482	453,258	3,268,224	0	3,268,224	0	0	0	0	
	<b>Locuinte, servicii si dezvoltare publica(74.02)</b>	3,822,648	792,387	0	0	3,030,261	3,822,648	792,387	3,030,261	0	3,030,261	0	0	0	0	
a.	Construire locuinte sociale	3,155,777	429,249	0	0	2,726,528	3,155,777	429,249	2,726,528	0	2,726,528	0	0	0	0	
b.	Reabilitare Blocuri	666,871	363,138	0	0	303,733	666,871	363,138	303,733	0	303,733	0	0	0	0	
3	<b>Transport (84.02)</b>	3,131,577	691,055	0	0	2,440,522	3,131,577	691,055	2,440,522	0	2,440,522	0	0	0	0	
a.	Strazi Cartier Tineret 3	3,131,577	691,055	0	0	2,440,522	3,131,577	691,055	2,440,522	0	2,440,522	0	0	0	0	



Ordonator principal de credite  
Emilian Oprea

Director Economic  
Gabriela Soare

Responsabili investitii:

Ionica Constantin

Elena Petre

Stefan Dragomirescu

Mihai Armasu

Lista obiectivelor de investitii pentru anul 2020 finantate din fonduri externe nerambursabile (FEN) postaderare prin Programul Operational Regional, perioada de programare 2014-2020

Nr. crt.	Denumire obiectiv	2	3	4	5	Prevederi 2020			8
						total coloana 5 la 8	surse proprii + Bugetul national	credit bancar	
0	1	2	3	4	5	6	7	8	
	TOTAL GENERAL		76,809,115	76,809,115	9,234,966	29,197,549	0	38,476,600	
A.	Lucrari in continuare		76,809,115	76,809,115	9,234,966	29,197,549	0	38,476,600	
1	<b>Investament (65.02)</b>		11,509,879	11,509,879	2,124,105	246,165	0	9,139,609	
	Construire scoala primara si gimnaziala in Orasul Chitila		11,509,879	11,509,879	2,124,105	246,165		9,139,609	
2	<b>Cultura, recreere, religie (67.02)</b>		22,954,336	22,954,336	3,057,349	6,308,028	0	13,588,959	
	a. Parc Valea Mangului		22,954,336	22,954,336	3,057,349	6,308,028		13,588,959	
3	<b>Locuinte, servicii si dezvoltare publica(70.02)</b>		28,162,744	28,162,744	1,197,079	22,643,356	0	4,322,309	
	a. Reabilitare 10 blocuri de locuinte		9,402,970	9,402,970	1,078,079	4,002,582		4,322,309	
	b. Cresterea eficientei energetice a iluminatului public		18,759,774	18,759,774	119,000	18,640,774		0	
4	<b>Transport (84.02)</b>		14,282,156	14,282,156	2,856,433	0	0	11,425,723	
	a. Autobuze SMIS 123019		180,200	180,200	36,040			144,160	
	b. Autobuze SMIS 123020		13,996,756	13,996,756	2,799,353			11,197,403	
	c. Autobuze SMIS 124200		95,200	95,200	19,040			76,160	
	d. Autobuze SMIS 124201		10,000	10,000	2,000			8,000	

Ordonator principal de credite  
Emilian Oprea

Director Economic  
Gabriela Soare

Responsabili investitii: Ionica Constantin

Elena Petre  
Stefan Dragomirescu  
Mihai Armasu



**ANEXA nr. 7**  
La Hotărârea nr. 27 din 19.02.2020

1. TOTAL FUNCȚII BUGETARE conform ordonanței nr. 63/2010

	Suma alocată
<b>51.A Administrație publică</b> →	<b>5 959 600</b>
- ocupate: 56	
- vacante: 66	
<b>54.A Servicii publice generale</b> →	<b>291 800</b>
- ocupate: 4	
- vacante: 2	
<b>61.A Ordine publică și siguranță națională</b> →	<b>1 377 200</b>
- ocupate: 16	
- vacante: 2	
<b>65.A Alte servicii auxiliare de învățământ</b> →	<b>501 300</b>
- ocupate: 3	
- vacante: 5	
- Gradinita Voinicel: 6	
<b>66.A Sănătate</b> →	<b>420 600</b>
- ocupate: 6	
- vacante: 1	
<b>67.G Cultură Recreere și Religie</b> →	<b>322 640</b>
- ocupate: 5	
- vacante: 3	
<b>68.A Asistență socială</b> →	<b>1 628 400</b>
- ocupate: 37	
- vacante: 7	